

Site Usage

**10,578 Visits**

Previous: 3,321 (218.52%)

**15,725 Pageviews**

Previous: 5,300 (196.70%)

**1.49 Pages/Visit**

Previous: 1.60 (-6.85%)

**81.86% Bounce Rate**

Previous: 76.60% (6.86%)

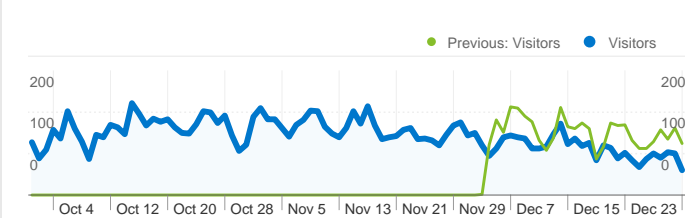
**00:01:52 Avg. Time on Site**

Previous: 00:01:18 (43.34%)

**65.16% % New Visits**

Previous: 69.11% (-5.70%)

Visitors Overview



**Visitors  
7,060**

Keywords

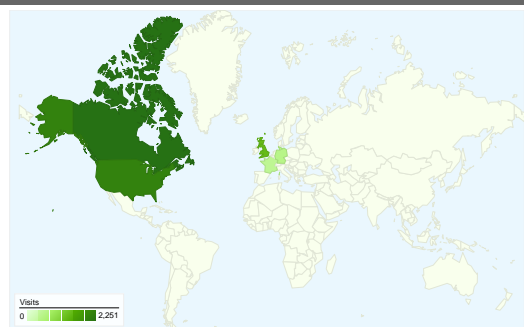
Keyword	Visits	% visits
the le moyne-carlos dialogue gould		
Oct 1, 2010 - Dec 31, 2010	228	5.35%
Jul 1, 2010 - Sep 30, 2010	0	0.00%
% Change	100.00%	100.00%
cec-contact 8.4		
Oct 1, 2010 - Dec 31, 2010	92	2.16%
Jul 1, 2010 - Sep 30, 2010	0	0.00%
% Change	100.00%	100.00%
econtact		
Oct 1, 2010 - Dec 31, 2010	88	2.07%
Jul 1, 2010 - Sep 30, 2010	13	1.10%
% Change	576.92%	87.75%
interviews with vinko globokar		
Oct 1, 2010 - Dec 31, 2010	39	0.92%
Jul 1, 2010 - Sep 30, 2010	0	0.00%
% Change	100.00%	100.00%
acoustic ecology		

Content Overview		
Pages	Pageviews	% Pageviews
/econtact/index.html		
Oct 1, 2010 - Dec 31, 2010	1,469	9.34%
Jul 1, 2010 - Sep 30, 2010	554	10.45%
% Change	165.16%	-10.63%
/econtact/electro_shorts/DIII_notes.html		
Oct 1, 2010 - Dec 31, 2010	1,043	6.63%
Jul 1, 2010 - Sep 30, 2010	47	0.89%
% Change	2,119.15%	647.95%
/econtact/10_4/pasoulas_score.html		
Oct 1, 2010 - Dec 31, 2010	821	5.22%
Jul 1, 2010 - Sep 30, 2010	74	1.40%
% Change	1,009.46%	273.94%
/econtact/9_3/index.html		
Oct 1, 2010 - Dec 31, 2010	343	2.18%
Jul 1, 2010 - Sep 30, 2010	115	2.17%
% Change	198.26%	0.53%
/econtact/Figures/McFarlane.html		
Oct 1, 2010 - Dec 31, 2010	337	2.14%
Jul 1, 2010 - Sep 30, 2010	9	0.17%
% Change	3,644.44%	1,162.04%

Oct 1, 2010 - Dec 31, 2010	37	0.87%
Jul 1, 2010 - Sep 30, 2010	12	1.02%
% Change	208.33%	-14.48%

Content by Title		
Page Title	Pageviews	% visits
CEC - eContact!		
Oct 1, 2010 - Dec 31, 2010	1,476	9.39%
Jul 1, 2010 - Sep 30, 2010	554	10.45%
% Change	166.43%	-10.20%
CEC - eContact! 5.4 - Bios, Notes & Pieces		
Oct 1, 2010 - Dec 31, 2010	1,043	6.63%
Jul 1, 2010 - Sep 30, 2010	47	0.89%
% Change	2,119.15%	647.95%
CEC - eContact! 10.4 - An Overview of Score and Performance		
Oct 1, 2010 - Dec 31, 2010	821	5.22%
Jul 1, 2010 - Sep 30, 2010	74	1.40%
% Change	1,009.46%	273.94%
CEC — eContact! 12.4 - Born under a Bad Star by Eliot Britton		
Oct 1, 2010 - Dec 31, 2010	397	2.52%
Jul 1, 2010 - Sep 30, 2010	122	2.30%
% Change	225.41%	9.68%
CEC - eContact! 9.3 - Mastering en électroacoustique : un état		
Oct 1, 2010 - Dec 31, 2010	343	2.18%
Jul 1, 2010 - Sep 30, 2010	115	2.17%
% Change	198.26%	0.53%

### Map Overlay



Languages		
Language	Visits	% visits
en-us		
Oct 1, 2010 - Dec 31, 2010	6,302	59.58%
Jul 1, 2010 - Sep 30, 2010	2,091	62.96%
% Change	201.39%	-5.38%
fr		
Oct 1, 2010 - Dec 31, 2010	659	6.23%
Jul 1, 2010 - Sep 30, 2010	254	7.65%
% Change	159.45%	-18.55%
en-gb		
Oct 1, 2010 - Dec 31, 2010	471	4.45%
Jul 1, 2010 - Sep 30, 2010	161	4.85%
% Change	192.55%	-8.15%
en		
Oct 1, 2010 - Dec 31, 2010	380	3.59%
Jul 1, 2010 - Sep 30, 2010	99	2.98%
% Change	283.84%	20.51%
de		
Oct 1, 2010 - Dec 31, 2010	316	2.99%
Jul 1, 2010 - Sep 30, 2010	102	3.07%
% Change	209.80%	-2.74%

Operating Systems		
Operating System	Visits	% visits
Windows		
Oct 1, 2010 - Dec 31, 2010	5,204	49.20%
Jul 1, 2010 - Sep 30, 2010	1,541	46.40%
% Change	237.70%	6.02%
Macintosh		
Oct 1, 2010 - Dec 31, 2010	4,755	44.95%
Jul 1, 2010 - Sep 30, 2010	1,589	47.85%
% Change	199.24%	-6.05%
Linux		
Oct 1, 2010 - Dec 31, 2010	370	3.50%
Jul 1, 2010 - Sep 30, 2010	106	3.19%
% Change	249.06%	9.59%
iPhone		
Oct 1, 2010 - Dec 31, 2010	100	0.95%
Jul 1, 2010 - Sep 30, 2010	47	1.42%
% Change	112.77%	-33.20%
(not set)		
Oct 1, 2010 - Dec 31, 2010	55	0.52%
Jul 1, 2010 - Sep 30, 2010	10	0.30%
% Change	450.00%	72.67%

Connection Speeds		
Connection Speed	Visits	% visits
DSL		
Oct 1, 2010 - Dec 31, 2010	3,451	32.62%
Jul 1, 2010 - Sep 30, 2010	1,115	33.57%
% Change	209.51%	-2.83%
Cable		
Oct 1, 2010 - Dec 31, 2010	2,965	28.03%
Jul 1, 2010 - Sep 30, 2010	902	27.16%
% Change	228.71%	3.20%
Unknown		
Oct 1, 2010 - Dec 31, 2010	2,158	20.40%
Jul 1, 2010 - Sep 30, 2010	782	23.55%
% Change	175.96%	-13.36%
T1		
Oct 1, 2010 - Dec 31, 2010	1,863	17.61%
Jul 1, 2010 - Sep 30, 2010	469	14.12%
% Change	297.23%	24.71%
Dialup		
Oct 1, 2010 - Dec 31, 2010	118	1.12%
Jul 1, 2010 - Sep 30, 2010	52	1.57%
% Change	126.92%	-28.76%

Browsers		
Browser	Visits	% visits
Firefox		
Oct 1, 2010 - Dec 31, 2010	3,952	37.36%
Jul 1, 2010 - Sep 30, 2010	1,305	39.30%
% Change	202.84%	-4.92%
Safari		
Oct 1, 2010 - Dec 31, 2010	3,126	29.55%
Jul 1, 2010 - Sep 30, 2010	1,015	30.56%
% Change	207.98%	-3.31%
Internet Explorer		
Oct 1, 2010 - Dec 31, 2010	1,902	17.98%
Jul 1, 2010 - Sep 30, 2010	589	17.74%
% Change	222.92%	1.38%
Chrome		
Oct 1, 2010 - Dec 31, 2010	1,279	12.09%
Jul 1, 2010 - Sep 30, 2010	317	9.55%
% Change	303.47%	26.67%
Opera		
Oct 1, 2010 - Dec 31, 2010	207	1.96%
Jul 1, 2010 - Sep 30, 2010	59	1.78%
% Change	250.85%	10.15%

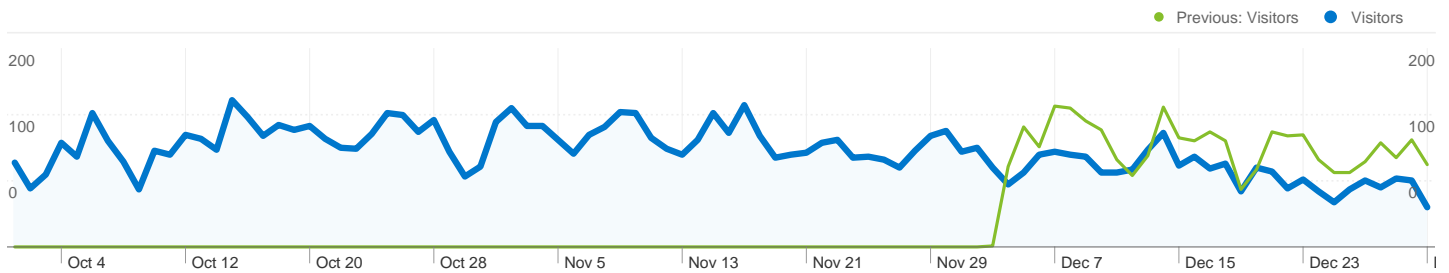
Browsers and OS		
Browser and OS	Visits	% visits
Safari / Macintosh		
Oct 1, 2010 - Dec 31, 2010	2,925	27.65%
Jul 1, 2010 - Sep 30, 2010	936	28.18%
% Change	212.50%	-1.89%
Firefox / Windows		
Oct 1, 2010 - Dec 31, 2010	2,264	21.40%
Jul 1, 2010 - Sep 30, 2010	680	20.48%
% Change	232.94%	4.53%
Internet Explorer / Windows		
Oct 1, 2010 - Dec 31, 2010	1,902	17.98%
Jul 1, 2010 - Sep 30, 2010	588	17.71%
% Change	223.47%	1.55%
Firefox / Macintosh		
Oct 1, 2010 - Dec 31, 2010	1,423	13.45%
Jul 1, 2010 - Sep 30, 2010	541	16.29%
% Change	163.03%	-17.42%
Chrome / Windows		
Oct 1, 2010 - Dec 31, 2010	837	7.91%
Jul 1, 2010 - Sep 30, 2010	214	6.44%
% Change	291.12%	22.79%

Screen Colors		
Screen Colors	Visits	% visits
24-bit		
Oct 1, 2010 - Dec 31, 2010	6,981	66.00%
Jul 1, 2010 - Sep 30, 2010	2,200	66.25%
% Change	217.32%	-0.38%
32-bit		
Oct 1, 2010 - Dec 31, 2010	3,386	32.01%
Jul 1, 2010 - Sep 30, 2010	1,057	31.83%
% Change	220.34%	0.57%
16-bit		
Oct 1, 2010 - Dec 31, 2010	189	1.79%
Jul 1, 2010 - Sep 30, 2010	49	1.48%
% Change	285.71%	21.10%
4-bit		
Oct 1, 2010 - Dec 31, 2010	15	0.14%
Jul 1, 2010 - Sep 30, 2010	8	0.24%
% Change	87.50%	-41.13%
12-bit		
Oct 1, 2010 - Dec 31, 2010	6	0.06%
Jul 1, 2010 - Sep 30, 2010	4	0.12%
% Change	50.00%	-52.91%

Screen Resolutions		
Screen Resolution	Visits	% visits
1280x800		
Oct 1, 2010 - Dec 31, 2010	2,567	24.27%
Jul 1, 2010 - Sep 30, 2010	729	21.95%
% Change	252.13%	10.55%
1440x900		
Oct 1, 2010 - Dec 31, 2010	1,638	15.48%
Jul 1, 2010 - Sep 30, 2010	620	18.67%
% Change	164.19%	-17.06%
1680x1050		
Oct 1, 2010 - Dec 31, 2010	1,392	13.16%
Jul 1, 2010 - Sep 30, 2010	346	10.42%
% Change	302.31%	26.31%
1024x768		
Oct 1, 2010 - Dec 31, 2010	1,138	10.76%
Jul 1, 2010 - Sep 30, 2010	422	12.71%
% Change	169.67%	-15.34%
1280x1024		
Oct 1, 2010 - Dec 31, 2010	767	7.25%
Jul 1, 2010 - Sep 30, 2010	293	8.82%
% Change	161.77%	-17.81%

# eContact Visitors Overview

Oct 1, 2010 - Dec 31, 2010  
Comparing to: Jul 1, 2010 - Sep 30, 2010



## 7,060 people visited this site

**10,578 Visits**

Previous: 3,321 (218.52%)

**7,060 Absolute Unique Visitors**

Previous: 2,295 (207.63%)

**15,725 Pageviews**

Previous: 5,300 (196.70%)

**1.49 Average Pageviews**

Previous: 1.60 (-6.85%)

**00:01:52 Time on Site**

Previous: 00:01:18 (43.34%)

**81.86% Bounce Rate**

Previous: 76.60% (6.86%)

**65.16% New Visits**

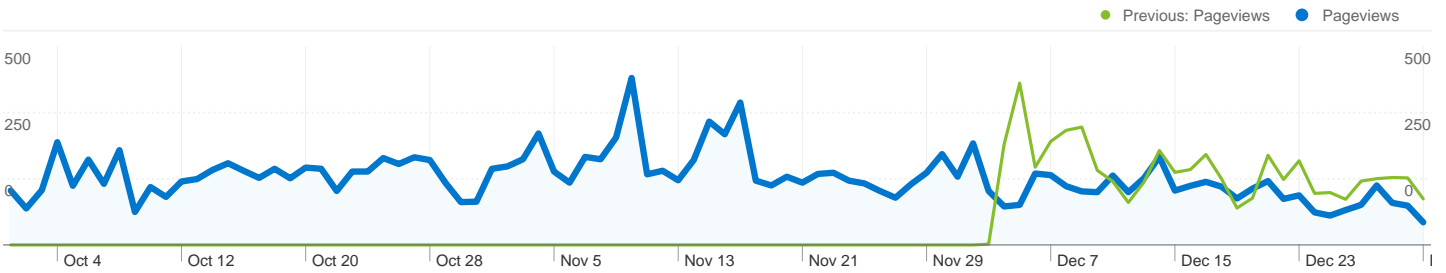
Previous: 69.11% (-5.70%)

## Technical Profile


Browser	Visits	% visits	Connection Speed	Visits	% visits
Firefox			DSL		
Oct 1, 2010 - Dec 31, 2010	3,952	37.36%	Oct 1, 2010 - Dec 31, 2010	3,451	32.62%
Jul 1, 2010 - Sep 30, 2010	1,305	39.30%	Jul 1, 2010 - Sep 30, 2010	1,115	33.57%
% Change	202.84%	-4.92%	% Change	209.51%	-2.83%
Safari			Cable		
Oct 1, 2010 - Dec 31, 2010	3,126	29.55%	Oct 1, 2010 - Dec 31, 2010	2,965	28.03%
Jul 1, 2010 - Sep 30, 2010	1,015	30.56%	Jul 1, 2010 - Sep 30, 2010	902	27.16%
% Change	207.98%	-3.31%	% Change	228.71%	3.20%


Internet Explorer		
Oct 1, 2010 - Dec 31, 2010	1,902	17.98%
Jul 1, 2010 - Sep 30, 2010	589	17.74%
% Change	222.92%	1.38%
Chrome		
Oct 1, 2010 - Dec 31, 2010	1,279	12.09%
Jul 1, 2010 - Sep 30, 2010	317	9.55%
% Change	303.47%	26.67%
Opera		
Oct 1, 2010 - Dec 31, 2010	207	1.96%
Jul 1, 2010 - Sep 30, 2010	59	1.78%
% Change	250.85%	10.15%


Unknown		
Oct 1, 2010 - Dec 31, 2010	2,158	20.40%
Jul 1, 2010 - Sep 30, 2010	782	23.55%
% Change	175.96%	-13.36%
T1		
Oct 1, 2010 - Dec 31, 2010	1,863	17.61%
Jul 1, 2010 - Sep 30, 2010	469	14.12%
% Change	297.23%	24.71%
Dialup		
Oct 1, 2010 - Dec 31, 2010	118	1.12%
Jul 1, 2010 - Sep 30, 2010	52	1.57%
% Change	126.92%	-28.76%



**Pages on this site were viewed a total of 15,725 times**

 **15,725 Pageviews**  
 Previous: 5,300 (196.70%)

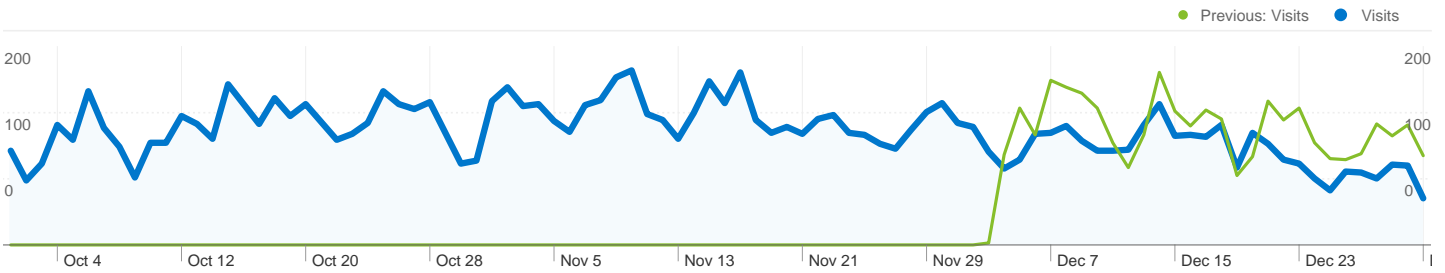
 **12,304 Unique Views**  
 Previous: 4,162 (195.63%)

 **81.86% Bounce Rate**  
 Previous: 76.60% (6.86%)

**Top Content**

Pages	Pageviews	% Pageviews
<b>/econtact/index.html</b>		
Oct 1, 2010 - Dec 31, 2010	1,469	9.34%
Jul 1, 2010 - Sep 30, 2010	554	10.45%
% Change	165.16%	-10.63%
<b>/econtact/electro_shorts/DIII_notes.html</b>		
Oct 1, 2010 - Dec 31, 2010	1,043	6.63%
Jul 1, 2010 - Sep 30, 2010	47	0.89%
% Change	2,119.15%	647.95%
<b>/econtact/10_4/pasoulas_score.html</b>		
Oct 1, 2010 - Dec 31, 2010	821	5.22%
Jul 1, 2010 - Sep 30, 2010	74	1.40%
% Change	1,009.46%	273.94%
<b>/econtact/9_3/index.html</b>		
Oct 1, 2010 - Dec 31, 2010	343	2.18%
Jul 1, 2010 - Sep 30, 2010	115	2.17%
% Change	198.26%	0.53%
<b>/econtact/Figures/McFarlane.html</b>		

Oct 1, 2010 - Dec 31, 2010	337	2.14%
Jul 1, 2010 - Sep 30, 2010	9	0.17%
% Change	3,644.44%	1,162.04%

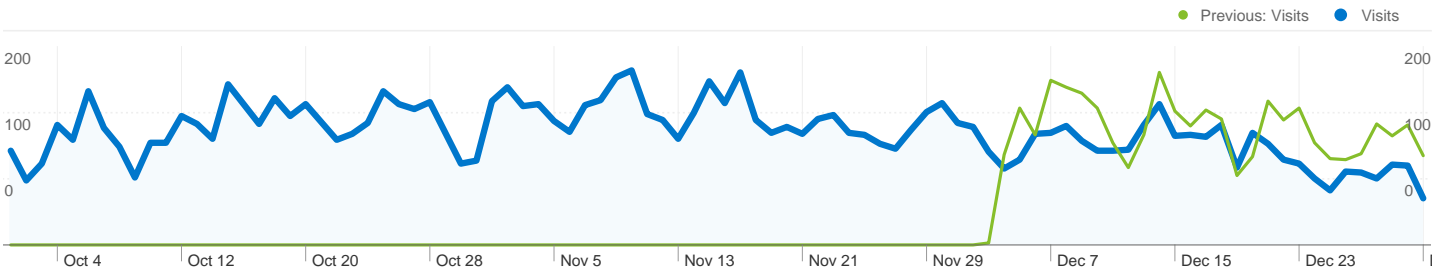


## 10,578 visits used 77 languages

### Site Usage

Visits	Pages/Visit	Avg. Time on Site	% New Visits	Bounce Rate	
<b>10,578</b> Previous: 3,321 (218.52%)	<b>1.49</b> Previous: 1.60 (-6.85%)	<b>00:01:52</b> Previous: 00:01:18 (43.34%)	<b>65.26%</b> Previous: 69.23% (-5.73%)	<b>81.86%</b> Previous: 76.60% (6.86%)	
Language	Visits	Pages/Visit	Avg. Time on Site	% New Visits	Bounce Rate
<b>en-us</b>					
October 1, 2010 - December 31, 2010	<b>6,302</b>	1.39	00:01:00	63.87%	82.74%
July 1, 2010 - September 30, 2010	<b>2,091</b>	1.53	00:01:10	70.44%	76.14%
% Change	<b>201.39%</b>	<b>-9.36%</b>	<b>-14.03%</b>	<b>-9.34%</b>	<b>8.67%</b>
<b>fr</b>					
October 1, 2010 - December 31, 2010	<b>659</b>	1.37	00:00:55	83.46%	81.64%
July 1, 2010 - September 30, 2010	<b>254</b>	1.59	00:01:21	72.44%	75.59%
% Change	<b>159.45%</b>	<b>-13.92%</b>	<b>-31.88%</b>	<b>15.21%</b>	<b>8.00%</b>
<b>en-gb</b>					
October 1, 2010 - December 31, 2010	<b>471</b>	1.83	00:01:48	73.46%	78.34%
July 1, 2010 - September 30, 2010	<b>161</b>	1.90	00:02:07	71.43%	77.64%
% Change	<b>192.55%</b>	<b>-3.60%</b>	<b>-15.37%</b>	<b>2.85%</b>	<b>0.91%</b>
<b>en</b>					
October 1, 2010 - December 31, 2010	<b>380</b>	1.73	00:17:51	57.89%	78.68%
July 1, 2010 - September 30, 2010	<b>99</b>	2.11	00:02:30	69.70%	68.69%
% Change	<b>283.84%</b>	<b>-18.10%</b>	<b>612.71%</b>	<b>-16.93%</b>	<b>14.55%</b>
<b>de</b>					
October 1, 2010 - December 31, 2010	<b>316</b>	1.54	00:00:45	72.15%	81.01%
July 1, 2010 - September 30, 2010	<b>102</b>	1.68	00:01:10	71.57%	75.49%
% Change	<b>209.80%</b>	<b>-8.26%</b>	<b>-35.57%</b>	<b>0.81%</b>	<b>7.32%</b>
<b>fr-ca</b>					
October 1, 2010 - December 31, 2010	<b>290</b>	1.00	> 00:00:00	1.03%	99.66%

July 1, 2010 - September 30, 2010	<b>100</b>	1.03	00:00:04	1.00%	99.00%
% Change	<b>190.00%</b>	<b>-2.58%</b>	<b>-89.16%</b>	<b>3.45%</b>	<b>0.66%</b>
it					
October 1, 2010 - December 31, 2010	<b>227</b>	1.56	00:01:25	65.64%	78.41%
July 1, 2010 - September 30, 2010	<b>37</b>	1.43	00:00:27	94.59%	72.97%
% Change	<b>513.51%</b>	<b>8.87%</b>	<b>220.79%</b>	<b>-30.61%</b>	<b>7.46%</b>
es-es					
October 1, 2010 - December 31, 2010	<b>220</b>	1.19	00:00:16	82.73%	90.45%
July 1, 2010 - September 30, 2010	<b>60</b>	2.50	00:03:29	75.00%	75.00%
% Change	<b>266.67%</b>	<b>-52.55%</b>	<b>-92.50%</b>	<b>10.30%</b>	<b>20.61%</b>
zh-tw					
October 1, 2010 - December 31, 2010	<b>220</b>	3.94	00:13:11	18.18%	55.91%
July 1, 2010 - September 30, 2010	<b>15</b>	3.40	00:05:03	40.00%	40.00%
% Change	<b>1,366.67%</b>	<b>15.78%</b>	<b>160.67%</b>	<b>-54.55%</b>	<b>39.77%</b>
es					
October 1, 2010 - December 31, 2010	<b>159</b>	1.26	00:00:35	89.94%	85.53%
July 1, 2010 - September 30, 2010	<b>28</b>	1.93	00:03:20	89.29%	67.86%
% Change	<b>467.86%</b>	<b>-34.78%</b>	<b>-82.28%</b>	<b>0.73%</b>	<b>26.05%</b>
1 - 10 of 77					

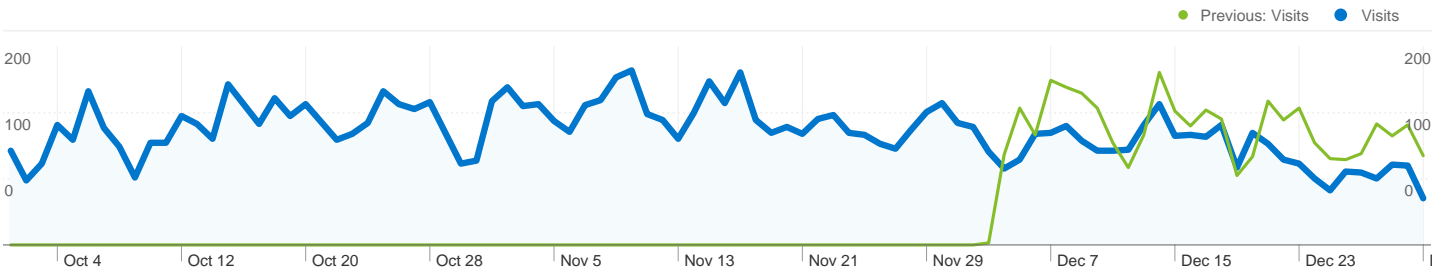


## 10,578 visits used 7 connection speeds

### Site Usage

Visits	Pages/Visit	Avg. Time on Site	% New Visits	Bounce Rate	
<b>10,578</b> Previous: 3,321 (218.52%)	<b>1.49</b> Previous: 1.60 (-6.85%)	<b>00:01:52</b> Previous: 00:01:18 (43.34%)	<b>65.26%</b> Previous: 69.23% (-5.73%)	<b>81.86%</b> Previous: 76.60% (6.86%)	
Connection Speed	Visits	Pages/Visit	Avg. Time on Site	% New Visits	Bounce Rate
<b>DSL</b>					
October 1, 2010 - December 31, 2010	<b>3,451</b>	1.46	00:01:19	67.00%	80.41%
July 1, 2010 - September 30, 2010	<b>1,115</b>	1.81	00:01:47	69.51%	73.90%
% Change	<b>209.51%</b>	<b>-19.15%</b>	<b>-26.55%</b>	<b>-3.61%</b>	<b>8.81%</b>
<b>Cable</b>					
October 1, 2010 - December 31, 2010	<b>2,965</b>	1.37	00:00:45	58.04%	85.40%
July 1, 2010 - September 30, 2010	<b>902</b>	1.46	00:00:58	61.97%	79.38%
% Change	<b>228.71%</b>	<b>-5.85%</b>	<b>-23.44%</b>	<b>-6.34%</b>	<b>7.58%</b>
<b>Unknown</b>					
October 1, 2010 - December 31, 2010	<b>2,158</b>	1.49	00:01:23	75.67%	82.67%
July 1, 2010 - September 30, 2010	<b>782</b>	1.52	00:01:08	72.63%	78.39%
% Change	<b>175.96%</b>	<b>-1.46%</b>	<b>22.58%</b>	<b>4.18%</b>	<b>5.46%</b>
<b>T1</b>					
October 1, 2010 - December 31, 2010	<b>1,863</b>	1.67	00:04:34	59.74%	78.26%
July 1, 2010 - September 30, 2010	<b>469</b>	1.49	00:01:03	75.05%	75.69%
% Change	<b>297.23%</b>	<b>11.56%</b>	<b>332.09%</b>	<b>-20.40%</b>	<b>3.39%</b>
<b>Dialup</b>					
October 1, 2010 - December 31, 2010	<b>118</b>	2.03	00:01:40	86.44%	82.20%
July 1, 2010 - September 30, 2010	<b>52</b>	1.56	00:01:17	84.62%	67.31%
% Change	<b>126.92%</b>	<b>30.03%</b>	<b>30.66%</b>	<b>2.16%</b>	<b>22.13%</b>
<b>OC3</b>					
October 1, 2010 - December 31, 2010	<b>20</b>	1.85	01:03:08	95.00%	55.00%

July 1, 2010 - September 30, 2010	<b>1</b>	1.00	00:00:00	100.00%	100.00%
% Change	<b>1,900.00%</b>	85.00%	100.00%	<b>-5.00%</b>	<b>-45.00%</b>
ISDN					
October 1, 2010 - December 31, 2010	<b>3</b>	1.33	00:00:04	100.00%	66.67%
July 1, 2010 - September 30, 2010	<b>0</b>	0.00	00:00:00	0.00%	0.00%
% Change	<b>100.00%</b>	100.00%	100.00%	100.00%	<b>100.00%</b>
					1 - 7 of 7



## 10,578 visits used 53 browser and OS combinations

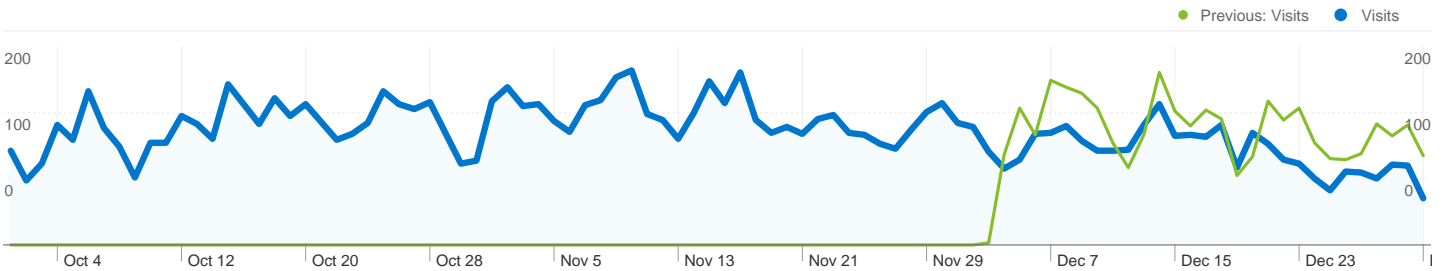
### Site Usage

Visits	Pages/Visit	Avg. Time on Site	% New Visits	Bounce Rate	
<b>10,578</b> Previous: 3,321 (218.52%)	<b>1.49</b> Previous: 1.60 (-6.85%)	<b>00:01:52</b> Previous: 00:01:18 (43.34%)	<b>65.26%</b> Previous: 69.23% (-5.73%)	<b>81.86%</b> Previous: 76.60% (6.86%)	
Browser and OS	Visits	Pages/Visit	Avg. Time on Site	% New Visits	Bounce Rate
<b>Safari / Macintosh</b>					
October 1, 2010 - December 31, 2010	2,925	1.42	00:01:05	39.90%	85.13%
July 1, 2010 - September 30, 2010	936	1.75	00:01:19	45.62%	76.28%
% Change	212.50%	-18.90%	-17.80%	-12.54%	11.60%
<b>Firefox / Windows</b>					
October 1, 2010 - December 31, 2010	2,264	1.57	00:01:26	74.87%	79.86%
July 1, 2010 - September 30, 2010	680	1.40	00:00:56	78.53%	77.79%
% Change	232.94%	12.23%	54.41%	-4.66%	2.65%
<b>Internet Explorer / Windows</b>					
October 1, 2010 - December 31, 2010	1,902	1.38	00:01:19	85.17%	85.07%
July 1, 2010 - September 30, 2010	588	1.45	00:01:07	87.41%	81.29%
% Change	223.47%	-4.75%	18.63%	-2.56%	4.64%
<b>Firefox / Macintosh</b>					
October 1, 2010 - December 31, 2010	1,423	1.73	00:01:42	65.28%	76.46%
July 1, 2010 - September 30, 2010	541	1.71	00:01:48	67.84%	70.06%
% Change	163.03%	1.00%	-5.67%	-3.76%	9.14%
<b>Chrome / Windows</b>					
October 1, 2010 - December 31, 2010	837	1.43	00:01:08	81.84%	77.66%
July 1, 2010 - September 30, 2010	214	1.55	00:01:19	87.38%	79.44%
% Change	291.12%	-8.05%	-14.25%	-6.34%	-2.24%
<b>Chrome / Macintosh</b>					
October 1, 2010 - December 31, 2010	370	1.48	00:01:01	55.95%	81.35%

July 1, 2010 - September 30, 2010	<b>92</b>	1.72	00:00:54	76.09%	69.57%
% Change	<b>302.17%</b>	<b>-13.60%</b>	<b>13.00%</b>	<b>-26.47%</b>	<b>16.94%</b>
Firefox / Linux					
October 1, 2010 - December 31, 2010	<b>261</b>	1.34	00:01:21	74.71%	80.08%
July 1, 2010 - September 30, 2010	<b>84</b>	1.76	00:01:52	66.67%	71.43%
% Change	<b>210.71%</b>	<b>-23.67%</b>	<b>-27.78%</b>	<b>12.07%</b>	<b>12.11%</b>
Opera / Windows					
October 1, 2010 - December 31, 2010	<b>174</b>	1.66	00:01:57	43.10%	83.91%
July 1, 2010 - September 30, 2010	<b>45</b>	1.64	00:01:44	86.67%	77.78%
% Change	<b>286.67%</b>	<b>0.65%</b>	<b>12.57%</b>	<b>-50.27%</b>	<b>7.88%</b>
Safari / iPhone					
October 1, 2010 - December 31, 2010	<b>84</b>	1.29	00:00:20	73.81%	90.48%
July 1, 2010 - September 30, 2010	<b>43</b>	1.40	00:00:54	74.42%	83.72%
% Change	<b>95.35%</b>	<b>-7.86%</b>	<b>-63.79%</b>	<b>-0.82%</b>	<b>8.07%</b>
Chrome / Linux					
October 1, 2010 - December 31, 2010	<b>72</b>	1.39	00:00:43	72.22%	76.39%
July 1, 2010 - September 30, 2010	<b>11</b>	1.45	00:00:23	100.00%	81.82%
% Change	<b>554.55%</b>	<b>-4.51%</b>	<b>89.38%</b>	<b>-27.78%</b>	<b>-6.64%</b>
1 - 10 of 53					

eContact  
**Screen Resolutions**

**Oct 1, 2010 - Dec 31, 2010**  
 Comparing to: Jul 1, 2010 - Sep 30, 2010

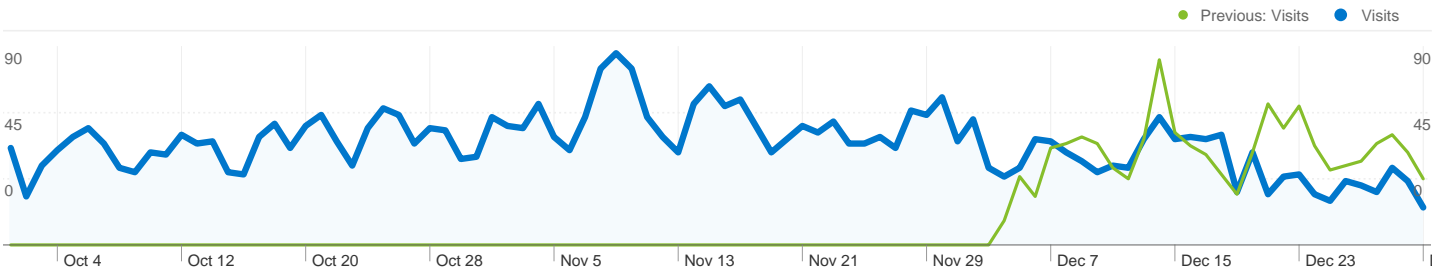


**10,578 visits used 231 screen resolutions**

**Site Usage**

Visits	Pages/Visit	Avg. Time on Site	% New Visits	Bounce Rate	
<b>10,578</b> Previous: 3,321 (218.52%)	<b>1.49</b> Previous: 1.60 (-6.85%)	<b>00:01:52</b> Previous: 00:01:18 (43.34%)	<b>65.26%</b> Previous: 69.23% (-5.73%)	<b>81.86%</b> Previous: 76.60% (6.86%)	
Screen Resolution	Visits	Pages/Visit	Avg. Time on Site	% New Visits	Bounce Rate
<b>1280x800</b>					
October 1, 2010 - December 31, 2010	<b>2,567</b>	1.48	00:01:37	62.25%	82.24%
July 1, 2010 - September 30, 2010	<b>729</b>	1.49	00:01:07	65.57%	78.60%
% Change	<b>252.13%</b>	<b>-0.85%</b>	<b>43.72%</b>	<b>-5.06%</b>	<b>4.62%</b>
<b>1440x900</b>					
October 1, 2010 - December 31, 2010	<b>1,638</b>	1.74	00:01:41	56.23%	77.05%
July 1, 2010 - September 30, 2010	<b>620</b>	1.95	00:01:50	57.10%	72.10%
% Change	<b>164.19%</b>	<b>-11.15%</b>	<b>-8.44%</b>	<b>-1.52%</b>	<b>6.86%</b>
<b>1680x1050</b>					
October 1, 2010 - December 31, 2010	<b>1,392</b>	1.38	00:00:40	41.67%	88.22%
July 1, 2010 - September 30, 2010	<b>346</b>	1.65	00:01:20	56.65%	78.90%
% Change	<b>302.31%</b>	<b>-16.83%</b>	<b>-50.32%</b>	<b>-26.45%</b>	<b>11.81%</b>
<b>1024x768</b>					
October 1, 2010 - December 31, 2010	<b>1,138</b>	1.42	00:01:18	81.28%	81.20%
July 1, 2010 - September 30, 2010	<b>422</b>	1.55	00:01:18	89.10%	76.30%
% Change	<b>169.67%</b>	<b>-8.88%</b>	<b>-0.02%</b>	<b>-8.77%</b>	<b>6.41%</b>
<b>1280x1024</b>					
October 1, 2010 - December 31, 2010	<b>767</b>	1.62	00:00:58	80.70%	80.83%
July 1, 2010 - September 30, 2010	<b>293</b>	1.49	00:00:59	79.86%	75.09%
% Change	<b>161.77%</b>	<b>8.73%</b>	<b>-0.60%</b>	<b>1.05%</b>	<b>7.66%</b>
<b>1920x1200</b>					
October 1, 2010 - December 31, 2010	<b>552</b>	1.29	00:00:37	54.17%	84.96%

July 1, 2010 - September 30, 2010	<b>203</b>	1.74	00:01:21	52.71%	71.92%
% Change	<b>171.92%</b>	<b>-25.93%</b>	<b>-55.04%</b>	<b>2.76%</b>	<b>18.13%</b>
1366x768					
October 1, 2010 - December 31, 2010	<b>513</b>	1.43	00:01:10	82.26%	82.26%
July 1, 2010 - September 30, 2010	<b>132</b>	1.30	00:01:11	84.85%	79.55%
% Change	<b>288.64%</b>	<b>10.15%</b>	<b>-0.91%</b>	<b>-3.05%</b>	<b>3.41%</b>
1920x1080					
October 1, 2010 - December 31, 2010	<b>302</b>	1.44	00:01:03	83.77%	82.12%
July 1, 2010 - September 30, 2010	<b>87</b>	1.26	00:00:35	85.06%	81.61%
% Change	<b>247.13%</b>	<b>13.66%</b>	<b>82.88%</b>	<b>-1.51%</b>	<b>0.62%</b>
1024x600					
October 1, 2010 - December 31, 2010	<b>192</b>	1.19	00:00:17	53.65%	89.58%
July 1, 2010 - September 30, 2010	<b>49</b>	1.20	00:00:51	55.10%	87.76%
% Change	<b>291.84%</b>	<b>-1.38%</b>	<b>-65.95%</b>	<b>-2.64%</b>	<b>2.08%</b>
1600x900					
October 1, 2010 - December 31, 2010	<b>124</b>	1.62	00:03:16	81.45%	71.77%
July 1, 2010 - September 30, 2010	<b>27</b>	1.26	00:01:08	85.19%	77.78%
% Change	<b>359.26%</b>	<b>28.72%</b>	<b>186.12%</b>	<b>-4.38%</b>	<b>-7.72%</b>
					1 - 10 of 231



**Search sent 4,258 total visits via 3,525 keywords**

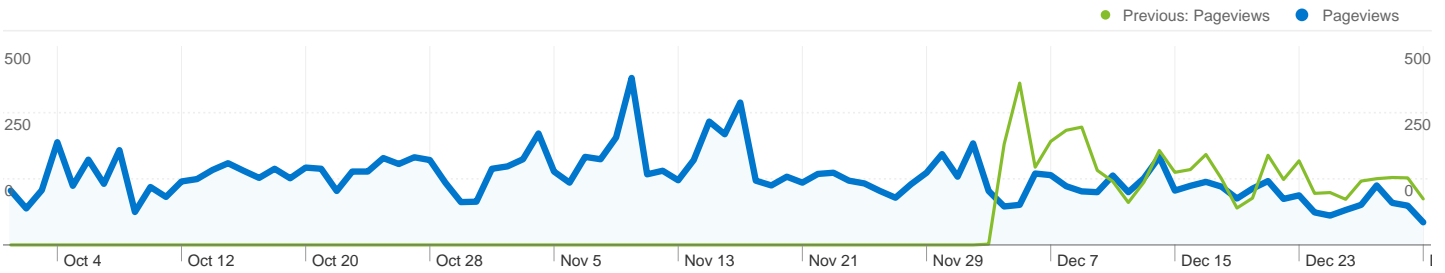
**Site Usage**

Visits	Pages/Visit	Avg. Time on Site	% New Visits	Bounce Rate	
<b>4,258</b> Previous: 1,181 (260.54%)	<b>1.44</b> Previous: 1.47 (-1.78%)	<b>00:01:06</b> Previous: 00:01:17 (-13.50%)	<b>69.87%</b> Previous: 77.98% (-10.41%)	<b>83.87%</b> Previous: 81.20% (3.28%)	
Keyword	Visits	Pages/Visit	Avg. Time on Site	% New Visits	Bounce Rate
the le moyne-carlos dialogue gould					
October 1, 2010 - December 31, 2010	<b>228</b>	1.00	00:00:00	0.44%	100.00%
July 1, 2010 - September 30, 2010	<b>0</b>	0.00	00:00:00	0.00%	0.00%
% Change	<b>100.00%</b>	100.00%	0.00%	100.00%	100.00%
cec-contact 8.4					
October 1, 2010 - December 31, 2010	<b>92</b>	1.00	00:00:00	0.00%	100.00%
July 1, 2010 - September 30, 2010	<b>0</b>	0.00	00:00:00	0.00%	0.00%
% Change	<b>100.00%</b>	100.00%	0.00%	0.00%	100.00%
econtact					
October 1, 2010 - December 31, 2010	<b>88</b>	2.89	00:02:43	63.64%	64.77%
July 1, 2010 - September 30, 2010	<b>13</b>	4.08	00:05:28	53.85%	46.15%
% Change	<b>576.92%</b>	-29.20%	-50.32%	18.18%	40.34%
interviews with vinko globokar					
October 1, 2010 - December 31, 2010	<b>39</b>	1.08	00:00:34	2.56%	92.31%
July 1, 2010 - September 30, 2010	<b>0</b>	0.00	00:00:00	0.00%	0.00%
% Change	<b>100.00%</b>	100.00%	100.00%	100.00%	100.00%
acoustic ecology					
October 1, 2010 - December 31, 2010	<b>37</b>	1.05	00:00:11	91.89%	94.59%
July 1, 2010 - September 30, 2010	<b>12</b>	1.08	> 00:00:00	75.00%	91.67%
% Change	<b>208.33%</b>	-2.70%	6,613.51%	22.52%	3.19%
distance education in electro acoustic					
October 1, 2010 - December 31, 2010	<b>34</b>	1.00	00:00:00	2.94%	100.00%

July 1, 2010 - September 30, 2010	0	0.00	00:00:00	0.00%	0.00%
% Change	100.00%	100.00%	0.00%	100.00%	100.00%
surround 5.1					
October 1, 2010 - December 31, 2010	33	1.52	00:00:44	75.76%	48.48%
July 1, 2010 - September 30, 2010	8	1.50	00:00:31	100.00%	50.00%
% Change	312.50%	1.01%	42.53%	-24.24%	-3.03%
dariush dolat shahi contact					
October 1, 2010 - December 31, 2010	29	1.03	00:00:10	3.45%	96.55%
July 1, 2010 - September 30, 2010	0	0.00	00:00:00	0.00%	0.00%
% Change	100.00%	100.00%	100.00%	100.00%	100.00%
beating the heavenly drum					
October 1, 2010 - December 31, 2010	27	1.07	00:00:49	96.30%	88.89%
July 1, 2010 - September 30, 2010	10	1.10	> 00:00:00	90.00%	90.00%
% Change	170.00%	-2.36%	24,437.04%	7.00%	-1.23%
e-contact					
October 1, 2010 - December 31, 2010	26	1.08	00:00:00	88.46%	100.00%
July 1, 2010 - September 30, 2010	10	2.00	00:00:14	80.00%	80.00%
% Change	160.00%	-46.15%	-100.00%	10.58%	25.00%
1 - 10 of 3,525					

eContact  
**Content by Title**

**Oct 1, 2010 - Dec 31, 2010**  
 Comparing to: Jul 1, 2010 - Sep 30, 2010



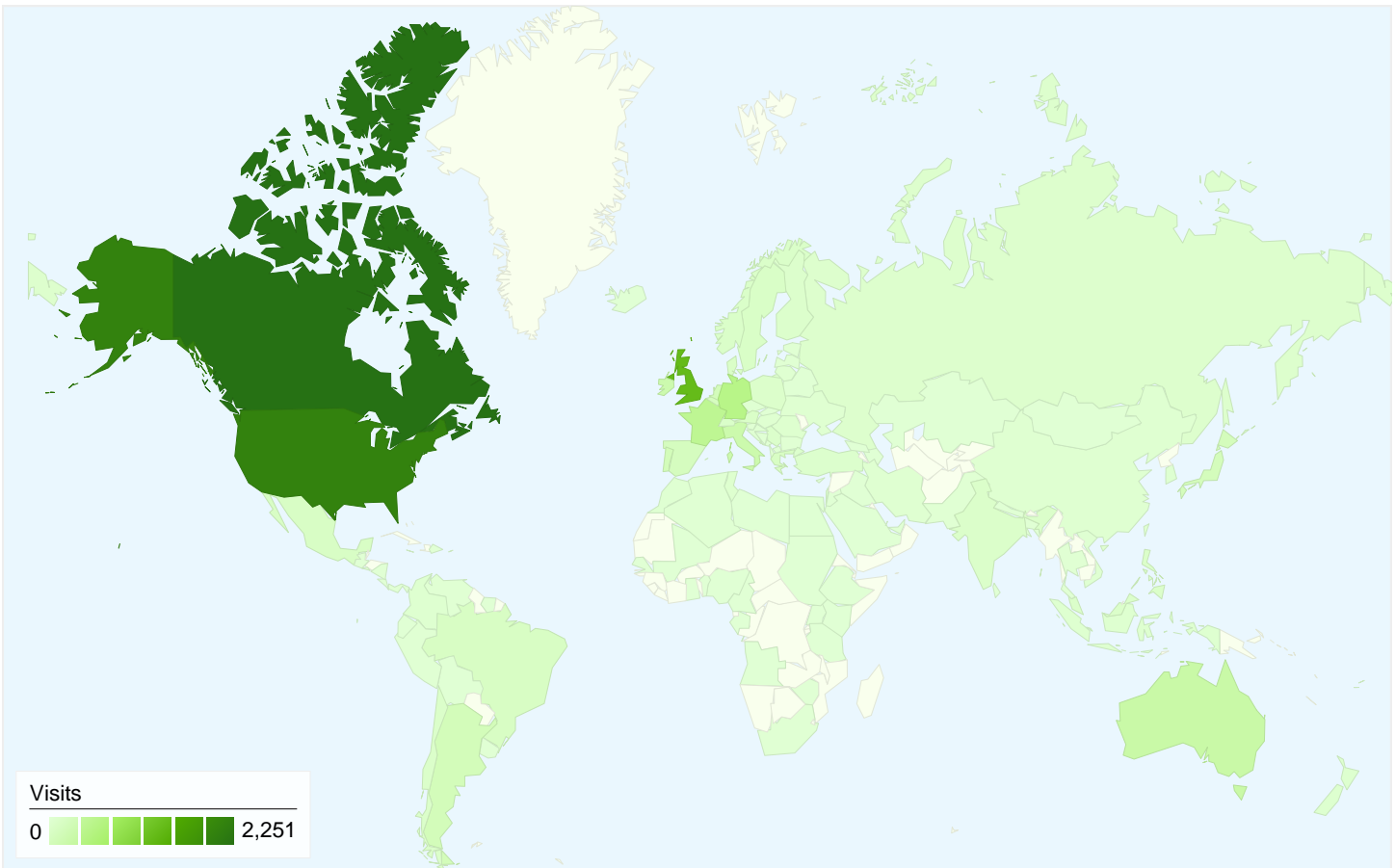
**417 page titles were viewed a total of 15,725 times**

**Content Performance**

Page Title	Pageviews	Unique Pageviews	Avg. Time on Page	Bounce Rate	% Exit	\$ Index
<b>Pageviews</b> <b>15,725</b> Previous: 5,300 (196.70%)						
<b>Unique Pageviews</b> <b>12,304</b> Previous: 4,162 (195.63%)						
<b>Avg. Time on Page</b> <b>00:03:49</b> Previous: 00:02:11 (75.56%)						
<b>Bounce Rate</b> <b>81.86%</b> Previous: 76.60% (6.86%)						
<b>% Exit</b> <b>67.27%</b> Previous: 62.66% (7.35%)						
<b>\$ Index</b> <b>\$0.00</b> Previous: \$0.00 (0.00%)						
CEC - eContact!						
October 1, 2010 - December 31, 2010	<b>1,476</b>	992	00:01:44	75.09%	52.91%	\$0.00
July 1, 2010 - September 30, 2010	<b>554</b>	380	00:01:17	69.39%	53.79%	\$0.00
% Change	<b>166.43%</b>	161.05%	35.04%	<b>8.21%</b>	-1.63%	0.00%
CEC - eContact! 5.4 - Bios, Notes & Pieces						
October 1, 2010 - December 31, 2010	<b>1,043</b>	310	00:04:23	63.37%	29.15%	\$0.00
July 1, 2010 - September 30, 2010	<b>47</b>	35	00:03:46	68.75%	68.09%	\$0.00
% Change	<b>2,119.15%</b>	785.71%	16.59%	<b>-7.83%</b>	<b>-57.19%</b>	0.00%
CEC - eContact! 10.4 - An Overview of Score and Performance in Electroacoustic Music						
October 1, 2010 - December 31, 2010	<b>821</b>	663	00:03:41	82.49%	78.44%	\$0.00
July 1, 2010 - September 30, 2010	<b>74</b>	48	00:01:42	64.44%	60.81%	\$0.00
% Change	<b>1,009.46%</b>	1,281.25%	116.29%	<b>28.00%</b>	<b>28.99%</b>	0.00%
CEC — eContact! 12.4 - Born under a Bad Star by Eliot Britton						
October 1, 2010 - December 31, 2010	<b>397</b>	330	00:03:57	82.24%	77.33%	\$0.00
July 1, 2010 - September 30, 2010	<b>122</b>	99	00:03:42	84.93%	66.39%	\$0.00
% Change	<b>225.41%</b>	233.33%	6.85%	<b>-3.17%</b>	<b>16.47%</b>	0.00%
CEC - eContact! 9.3 - Mastering en électroacoustique : un état des lieux						

October 1, 2010 - December 31, 2010	<b>343</b>	321	00:01:10	97.72%	88.63%	\$0.00
July 1, 2010 - September 30, 2010	<b>115</b>	110	00:02:52	97.14%	91.30%	\$0.00
% Change	<b>198.26%</b>	191.82%	<b>-59.54%</b>	<b>0.59%</b>	<b>-2.93%</b>	0.00%
CEC - eContact! 7.3 - Glenn Gould, Jean Le Moyne, and Pierre Teilhard de Chardin: Common Visionaries						
October 1, 2010 - December 31, 2010	<b>337</b>	326	00:06:37	97.54%	96.74%	\$0.00
July 1, 2010 - September 30, 2010	<b>9</b>	9	00:00:00	100.00%	100.00%	\$0.00
% Change	<b>3,644.44%</b>	3,522.22%	<b>100.00%</b>	<b>-2.46%</b>	<b>-3.26%</b>	0.00%
CEC — eContact! 12.2 — Conversations at “The Crack o’ Dawn” — with Barbara Golden						
October 1, 2010 - December 31, 2010	<b>336</b>	278	00:04:23	82.05%	81.25%	\$0.00
July 1, 2010 - September 30, 2010	<b>99</b>	82	00:02:10	79.01%	81.82%	\$0.00
% Change	<b>239.39%</b>	239.02%	<b>102.05%</b>	<b>3.85%</b>	<b>-0.69%</b>	0.00%
CEC — eContact! 12.4 — Perspectives on the Electroacoustic Work / Perspectives sur l’œuvre électroacoustique						
October 1, 2010 - December 31, 2010	<b>306</b>	229	00:01:08	78.01%	42.81%	\$0.00
July 1, 2010 - September 30, 2010	<b>616</b>	403	00:01:00	47.88%	39.29%	\$0.00
% Change	<b>-50.32%</b>	<b>-43.18%</b>	<b>13.30%</b>	<b>62.95%</b>	<b>8.97%</b>	0.00%
CEC - eContact! 9.2 - An Analysis of Jonathan Harvey’s “Mortuos Plango, Vivos Voco”						
October 1, 2010 - December 31, 2010	<b>290</b>	250	00:03:37	88.16%	84.83%	\$0.00
July 1, 2010 - September 30, 2010	<b>38</b>	35	00:01:51	91.18%	89.47%	\$0.00
% Change	<b>663.16%</b>	614.29%	<b>95.53%</b>	<b>-3.30%</b>	<b>-5.19%</b>	0.00%
CEC - eContact! 8.4 - Electroacoustic Bibliography						
October 1, 2010 - December 31, 2010	<b>287</b>	274	00:05:53	93.13%	90.94%	\$0.00
July 1, 2010 - September 30, 2010	<b>111</b>	107	00:00:50	93.20%	91.89%	\$0.00
% Change	<b>158.56%</b>	156.07%	<b>600.94%</b>	<b>-0.08%</b>	<b>-1.04%</b>	0.00%

1 - 10 of 417

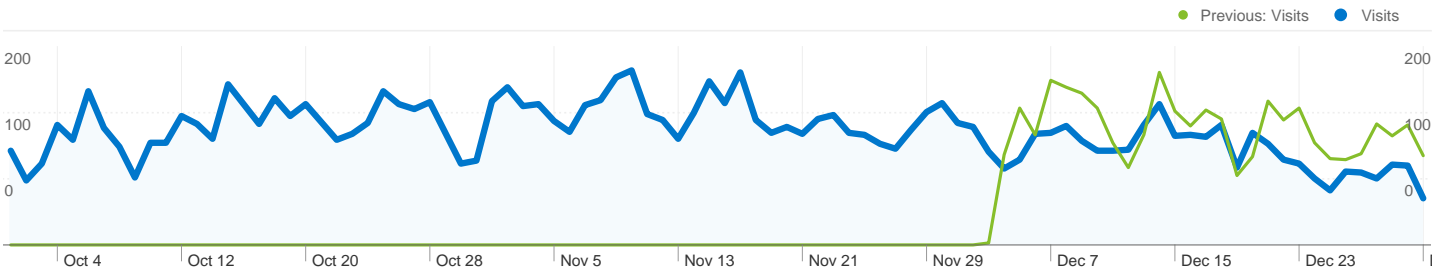


**10,578 visits came from 124 countries/territories**

Site Usage						
Visits	Pages/Visit	Avg. Time on Site	% New Visits	Bounce Rate		
<b>10,578</b> Previous: 3,321 (218.52%)	<b>1.49</b> Previous: 1.60 (-6.85%)	<b>00:01:52</b> Previous: 00:01:18 (43.34%)	<b>65.26%</b> Previous: 69.23% (-5.73%)	<b>81.86%</b> Previous: 76.60% (6.86%)		
Country/Territory	Visits	Pages/Visit	Avg. Time on Site	% New Visits	Bounce Rate	
Canada						
October 1, 2010 - December 31, 2010	<b>2,251</b>	1.43	00:01:01	54.06%	83.16%	
July 1, 2010 - September 30, 2010	<b>893</b>	1.53	00:00:56	55.43%	77.04%	
% Change	<b>152.07%</b>	<b>-6.30%</b>	<b>9.66%</b>	<b>-2.46%</b>	<b>7.94%</b>	
United States						
October 1, 2010 - December 31, 2010	<b>2,033</b>	1.40	00:03:44	78.50%	81.55%	
July 1, 2010 - September 30, 2010	<b>656</b>	1.43	00:01:07	80.34%	77.13%	
% Change	<b>209.91%</b>	<b>-2.48%</b>	<b>236.81%</b>	<b>-2.28%</b>	<b>5.73%</b>	
United Kingdom						
October 1, 2010 - December 31, 2010	<b>1,316</b>	1.54	00:01:24	59.35%	81.84%	

July 1, 2010 - September 30, 2010	<b>310</b>	2.02	00:02:42	74.52%	69.35%
% Change	<b>324.52%</b>	<b>-23.79%</b>	<b>-48.22%</b>	<b>-20.36%</b>	<b>18.00%</b>
Germany					
October 1, 2010 - December 31, 2010	<b>510</b>	1.69	00:01:09	58.82%	82.35%
July 1, 2010 - September 30, 2010	<b>137</b>	1.99	00:01:59	72.26%	72.26%
% Change	<b>272.26%</b>	<b>-14.87%</b>	<b>-41.56%</b>	<b>-18.60%</b>	<b>13.96%</b>
France					
October 1, 2010 - December 31, 2010	<b>436</b>	1.31	00:00:55	84.17%	85.55%
July 1, 2010 - September 30, 2010	<b>182</b>	1.65	00:01:31	69.78%	80.22%
% Change	<b>139.56%</b>	<b>-20.83%</b>	<b>-39.11%</b>	<b>20.63%</b>	<b>6.65%</b>
Australia					
October 1, 2010 - December 31, 2010	<b>302</b>	1.27	00:00:46	45.70%	87.75%
July 1, 2010 - September 30, 2010	<b>122</b>	1.78	00:01:01	77.87%	72.95%
% Change	<b>147.54%</b>	<b>-28.70%</b>	<b>-25.40%</b>	<b>-41.32%</b>	<b>20.28%</b>
Italy					
October 1, 2010 - December 31, 2010	<b>262</b>	1.54	00:01:23	69.08%	78.24%
July 1, 2010 - September 30, 2010	<b>53</b>	1.51	00:01:04	88.68%	77.36%
% Change	<b>394.34%</b>	<b>1.90%</b>	<b>29.25%</b>	<b>-22.10%</b>	<b>1.15%</b>
Ireland					
October 1, 2010 - December 31, 2010	<b>258</b>	1.17	00:00:11	22.48%	93.02%
July 1, 2010 - September 30, 2010	<b>93</b>	1.26	00:00:48	19.35%	92.47%
% Change	<b>177.42%</b>	<b>-7.26%</b>	<b>-77.49%</b>	<b>16.15%</b>	<b>0.59%</b>
Taiwan					
October 1, 2010 - December 31, 2010	<b>225</b>	4.13	00:13:48	14.67%	55.11%
July 1, 2010 - September 30, 2010	<b>15</b>	3.40	00:05:03	40.00%	40.00%
% Change	<b>1,400.00%</b>	<b>21.44%</b>	<b>172.84%</b>	<b>-63.33%</b>	<b>37.78%</b>
Argentina					
October 1, 2010 - December 31, 2010	<b>174</b>	1.23	00:00:50	83.91%	86.78%
July 1, 2010 - September 30, 2010	<b>23</b>	2.00	00:01:28	69.57%	60.87%
% Change	<b>656.52%</b>	<b>-38.51%</b>	<b>-43.97%</b>	<b>20.62%</b>	<b>42.57%</b>

1 - 10 of 124

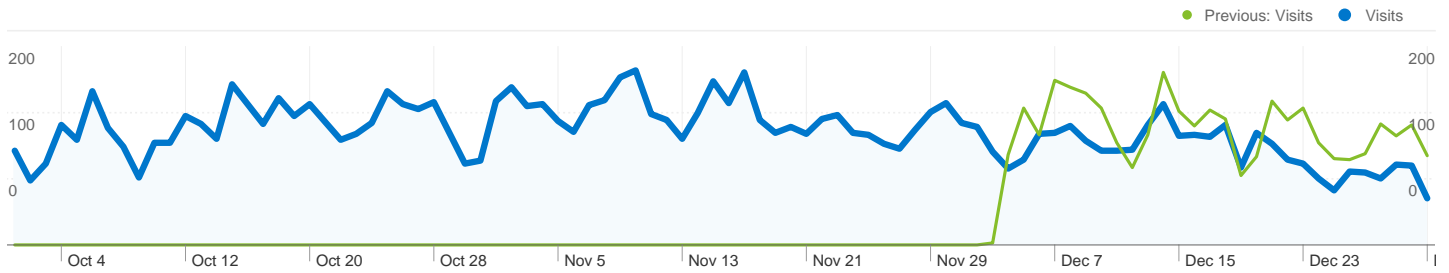


**10,578 visits used 15 operating systems**

**Site Usage**

Visits	Pages/Visit	Avg. Time on Site	% New Visits	Bounce Rate	
<b>10,578</b> Previous: 3,321 (218.52%)	<b>1.49</b> Previous: 1.60 (-6.85%)	<b>00:01:52</b> Previous: 00:01:18 (43.34%)	<b>65.26%</b> Previous: 69.23% (-5.73%)	<b>81.86%</b> Previous: 76.60% (6.86%)	
Operating System	Visits	Pages/Visit	Avg. Time on Site	% New Visits	Bounce Rate
<b>Windows</b>					
October 1, 2010 - December 31, 2010	<b>5,204</b>	1.48	00:01:22	78.79%	81.55%
July 1, 2010 - September 30, 2010	<b>1,541</b>	1.46	00:01:06	83.52%	79.43%
% Change	<b>237.70%</b>	1.64%	23.76%	<b>-5.67%</b>	<b>2.67%</b>
<b>Macintosh</b>					
October 1, 2010 - December 31, 2010	<b>4,755</b>	1.51	00:01:15	48.77%	82.29%
July 1, 2010 - September 30, 2010	<b>1,589</b>	1.73	00:01:28	54.81%	73.82%
% Change	<b>199.24%</b>	<b>-12.46%</b>	<b>-14.85%</b>	<b>-11.03%</b>	<b>11.48%</b>
<b>Linux</b>					
October 1, 2010 - December 31, 2010	<b>370</b>	1.34	00:01:07	75.68%	80.00%
July 1, 2010 - September 30, 2010	<b>106</b>	1.69	00:01:34	71.70%	73.58%
% Change	<b>249.06%</b>	<b>-20.46%</b>	<b>-29.02%</b>	<b>5.55%</b>	<b>8.72%</b>
<b>iPhone</b>					
October 1, 2010 - December 31, 2010	<b>100</b>	1.26	00:00:17	77.00%	90.00%
July 1, 2010 - September 30, 2010	<b>47</b>	1.36	00:00:50	76.60%	85.11%
% Change	<b>112.77%</b>	<b>-7.47%</b>	<b>-65.19%</b>	<b>0.53%</b>	<b>5.75%</b>
<b>(not set)</b>					
October 1, 2010 - December 31, 2010	<b>55</b>	1.65	01:51:13	92.73%	63.64%
July 1, 2010 - September 30, 2010	<b>10</b>	1.90	00:01:24	100.00%	80.00%
% Change	<b>450.00%</b>	<b>-12.92%</b>	<b>7,872.15%</b>	<b>-7.27%</b>	<b>-20.45%</b>
<b>iPad</b>					
October 1, 2010 - December 31, 2010	<b>24</b>	1.25	00:01:25	83.33%	79.17%

July 1, 2010 - September 30, 2010	12	2.25	00:03:05	66.67%	66.67%
% Change	100.00%	-44.44%	-54.11%	25.00%	18.75%
iPod					
October 1, 2010 - December 31, 2010	24	1.08	00:00:17	91.67%	91.67%
July 1, 2010 - September 30, 2010	9	1.44	00:01:48	44.44%	77.78%
% Change	166.67%	-25.00%	-84.45%	106.25%	17.86%
Android					
October 1, 2010 - December 31, 2010	23	1.52	00:00:49	73.91%	82.61%
July 1, 2010 - September 30, 2010	5	1.40	00:00:34	100.00%	80.00%
% Change	360.00%	8.70%	46.13%	-26.09%	3.26%
BlackBerry					
October 1, 2010 - December 31, 2010	13	1.31	00:01:20	61.54%	84.62%
July 1, 2010 - September 30, 2010	1	1.00	00:00:00	100.00%	100.00%
% Change	1,200.00%	30.77%	100.00%	-38.46%	-15.38%
SunOS					
October 1, 2010 - December 31, 2010	3	1.00	00:00:00	66.67%	100.00%
July 1, 2010 - September 30, 2010	0	0.00	00:00:00	0.00%	0.00%
% Change	100.00%	100.00%	0.00%	100.00%	100.00%
1 - 10 of 15					

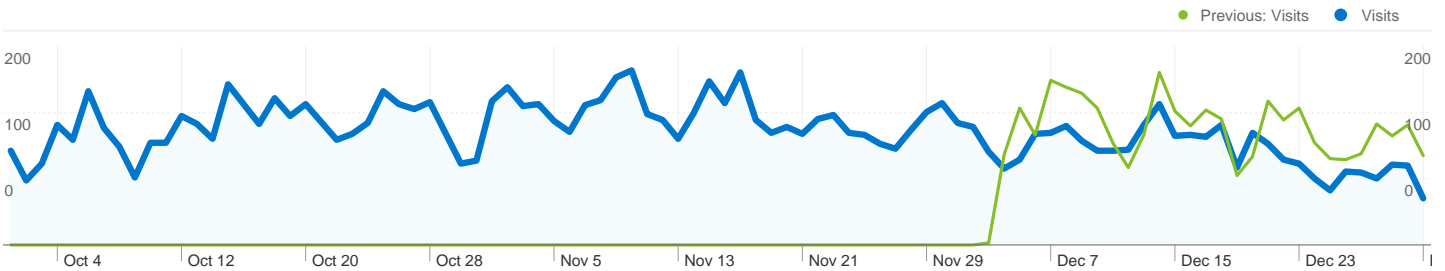


**10,578 visits used 23 browsers**

**Site Usage**

Visits	Pages/Visit	Avg. Time on Site	% New Visits	Bounce Rate	
<b>10,578</b> Previous: 3,321 (218.52%)	<b>1.49</b> Previous: 1.60 (-6.85%)	<b>00:01:52</b> Previous: 00:01:18 (43.34%)	<b>65.26%</b> Previous: 69.23% (-5.73%)	<b>81.86%</b> Previous: 76.60% (6.86%)	
Browser	Visits	Pages/Visit	Avg. Time on Site	% New Visits	Bounce Rate
<b>Firefox</b>					
October 1, 2010 - December 31, 2010	<b>3,952</b>	1.61	00:01:31	71.41%	78.67%
July 1, 2010 - September 30, 2010	<b>1,305</b>	1.55	00:01:21	73.33%	74.18%
% Change	<b>202.84%</b>	3.87%	12.61%	<b>-2.63%</b>	<b>6.06%</b>
<b>Safari</b>					
October 1, 2010 - December 31, 2010	<b>3,126</b>	1.41	00:02:59	42.64%	84.80%
July 1, 2010 - September 30, 2010	<b>1,015</b>	1.74	00:01:21	47.78%	76.65%
% Change	<b>207.98%</b>	<b>-18.85%</b>	122.23%	<b>-10.76%</b>	<b>10.64%</b>
<b>Internet Explorer</b>					
October 1, 2010 - December 31, 2010	<b>1,902</b>	1.38	00:01:19	85.17%	85.07%
July 1, 2010 - September 30, 2010	<b>589</b>	1.45	00:01:07	87.44%	81.32%
% Change	<b>222.92%</b>	<b>-4.70%</b>	18.83%	<b>-2.59%</b>	<b>4.60%</b>
<b>Chrome</b>					
October 1, 2010 - December 31, 2010	<b>1,279</b>	1.44	00:01:05	73.81%	78.66%
July 1, 2010 - September 30, 2010	<b>317</b>	1.60	00:01:10	84.54%	76.66%
% Change	<b>303.47%</b>	<b>-9.73%</b>	<b>-7.75%</b>	<b>-12.70%</b>	<b>2.61%</b>
<b>Opera</b>					
October 1, 2010 - December 31, 2010	<b>207</b>	1.59	00:01:45	43.00%	84.54%
July 1, 2010 - September 30, 2010	<b>59</b>	1.63	00:02:07	81.36%	74.58%
% Change	<b>250.85%</b>	<b>-2.02%</b>	<b>-17.08%</b>	<b>-47.15%</b>	<b>13.36%</b>
<b>Mozilla Compatible Agent</b>					
October 1, 2010 - December 31, 2010	<b>24</b>	1.08	00:00:03	91.67%	91.67%

July 1, 2010 - September 30, 2010	<b>17</b>	1.47	00:00:56	41.18%	88.24%
% Change	<b>41.18%</b>	<b>-26.33%</b>	<b>-94.23%</b>	<b>122.62%</b>	<b>3.89%</b>
Opera Mini					
October 1, 2010 - December 31, 2010	<b>18</b>	1.11	00:00:11	94.44%	94.44%
July 1, 2010 - September 30, 2010	<b>8</b>	1.25	00:00:18	100.00%	87.50%
% Change	<b>125.00%</b>	<b>-11.11%</b>	<b>-41.05%</b>	<b>-5.56%</b>	<b>7.94%</b>
Konqueror					
October 1, 2010 - December 31, 2010	<b>15</b>	1.00	00:00:00	100.00%	100.00%
July 1, 2010 - September 30, 2010	<b>3</b>	1.00	00:00:00	100.00%	100.00%
% Change	<b>400.00%</b>	0.00%	0.00%	0.00%	0.00%
Camino					
October 1, 2010 - December 31, 2010	<b>14</b>	1.07	> 00:00:00	71.43%	92.86%
July 1, 2010 - September 30, 2010	<b>0</b>	0.00	00:00:00	0.00%	0.00%
% Change	<b>100.00%</b>	<b>100.00%</b>	<b>100.00%</b>	<b>100.00%</b>	<b>100.00%</b>
Mozilla					
October 1, 2010 - December 31, 2010	<b>12</b>	1.42	00:02:32	75.00%	75.00%
July 1, 2010 - September 30, 2010	<b>4</b>	1.75	00:03:31	100.00%	75.00%
% Change	<b>200.00%</b>	<b>-19.05%</b>	<b>-27.99%</b>	<b>-25.00%</b>	0.00%
					1 - 10 of 23



**10,578 visits used 6 screen colors**

**Site Usage**

<b>Visits</b> <b>10,578</b> Previous: 3,321 (218.52%)	<b>Pages/Visit</b> <b>1.49</b> Previous: 1.60 (-6.85%)	<b>Avg. Time on Site</b> <b>00:01:52</b> Previous: 00:01:18 (43.34%)	<b>% New Visits</b> <b>65.26%</b> Previous: 69.23% (-5.73%)	<b>Bounce Rate</b> <b>81.86%</b> Previous: 76.60% (6.86%)	
Screen Colors	Visits	Pages/Visit	Avg. Time on Site	% New Visits	Bounce Rate
<b>24-bit</b>					
October 1, 2010 - December 31, 2010	<b>6,981</b>	1.53	00:02:10	56.84%	81.31%
July 1, 2010 - September 30, 2010	<b>2,200</b>	1.65	00:01:20	60.59%	75.18%
% Change	<b>217.32%</b>	<b>-7.72%</b>	<b>62.86%</b>	<b>-6.19%</b>	<b>8.15%</b>
<b>32-bit</b>					
October 1, 2010 - December 31, 2010	<b>3,386</b>	1.41	00:01:17	81.22%	82.63%
July 1, 2010 - September 30, 2010	<b>1,057</b>	1.49	00:01:15	85.62%	79.28%
% Change	<b>220.34%</b>	<b>-5.44%</b>	<b>2.75%</b>	<b>-5.14%</b>	<b>4.23%</b>
<b>16-bit</b>					
October 1, 2010 - December 31, 2010	<b>189</b>	1.43	00:00:42	87.83%	86.77%
July 1, 2010 - September 30, 2010	<b>49</b>	1.39	00:00:54	95.92%	77.55%
% Change	<b>285.71%</b>	<b>3.32%</b>	<b>-22.84%</b>	<b>-8.43%</b>	<b>11.89%</b>
<b>4-bit</b>					
October 1, 2010 - December 31, 2010	<b>15</b>	1.13	00:00:13	93.33%	93.33%
July 1, 2010 - September 30, 2010	<b>8</b>	1.25	00:00:18	100.00%	87.50%
% Change	<b>87.50%</b>	<b>-9.33%</b>	<b>-29.26%</b>	<b>-6.67%</b>	<b>6.67%</b>
<b>12-bit</b>					
October 1, 2010 - December 31, 2010	<b>6</b>	1.00	00:00:00	66.67%	100.00%
July 1, 2010 - September 30, 2010	<b>4</b>	1.00	00:00:00	75.00%	100.00%
% Change	<b>50.00%</b>	<b>0.00%</b>	<b>0.00%</b>	<b>-11.11%</b>	<b>0.00%</b>
<b>0-bit</b>					
October 1, 2010 - December 31, 2010	<b>1</b>	1.00	00:00:00	100.00%	100.00%

July 1, 2010 - September 30, 2010	<b>3</b>	1.00	00:00:00	100.00%	100.00%
% Change	<b>-66.67%</b>	0.00%	0.00%	0.00%	0.00%
					1 - 6 of 6