

Site Usage

3,321 Visits
Previous: 0 (0.00%)

5,300 Pageviews
Previous: 0 (0.00%)

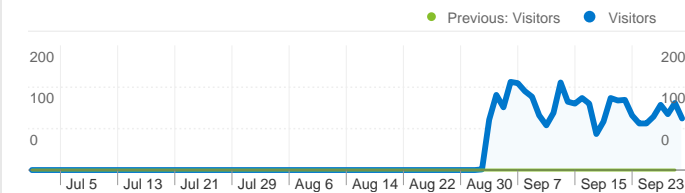
1.60 Pages/Visit
Previous: 0.00 (0.00%)

76.60% Bounce Rate
Previous: 0.00% (0.00%)

00:01:18 Avg. Time on Site
Previous: 00:00:00 (0.00%)

69.11% % New Visits
Previous: 0.00% (0.00%)

Visitors Overview



Visitors
2,295

Keywords

Keyword	Visits	% visits
electro-acoustic works metro sounds		
Jul 1, 2010 - Sep 30, 2010	22	1.86%
Apr 1, 2010 - Jun 30, 2010	0	0.00%
% Change	100.00%	100.00%
reciprocal listening		
Jul 1, 2010 - Sep 30, 2010	14	1.19%
Apr 1, 2010 - Jun 30, 2010	0	0.00%
% Change	100.00%	100.00%
econtact		
Jul 1, 2010 - Sep 30, 2010	13	1.10%
Apr 1, 2010 - Jun 30, 2010	0	0.00%
% Change	100.00%	100.00%
acoustic ecology		
Jul 1, 2010 - Sep 30, 2010	12	1.02%
Apr 1, 2010 - Jun 30, 2010	0	0.00%
% Change	100.00%	100.00%
bentley jarvis		

Content Overview

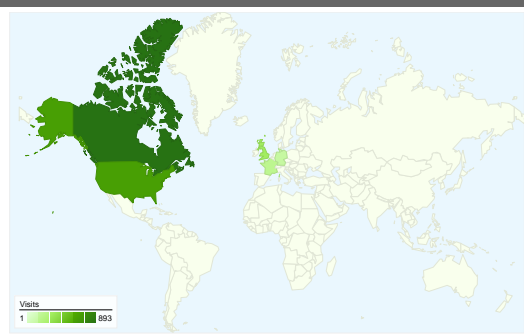
Pages	Pageviews	% Pageviews
/econtact/12_4/index.html		
Jul 1, 2010 - Sep 30, 2010	616	11.62%
Apr 1, 2010 - Jun 30, 2010	0	0.00%
% Change	100.00%	100.00%
/econtact/index.html		
Jul 1, 2010 - Sep 30, 2010	554	10.45%
Apr 1, 2010 - Jun 30, 2010	0	0.00%
% Change	100.00%	100.00%
/econtact/12_4/andersen_audiovisual.html		
Jul 1, 2010 - Sep 30, 2010	126	2.38%
Apr 1, 2010 - Jun 30, 2010	0	0.00%
% Change	100.00%	100.00%
/econtact/9_3/index.html		
Jul 1, 2010 - Sep 30, 2010	115	2.17%
Apr 1, 2010 - Jun 30, 2010	0	0.00%
% Change	100.00%	100.00%
/econtact/8_4/bibliography.html		
Jul 1, 2010 - Sep 30, 2010	111	2.09%
Apr 1, 2010 - Jun 30, 2010	0	0.00%
% Change	100.00%	100.00%

Jul 1, 2010 - Sep 30, 2010	12	1.02%
Apr 1, 2010 - Jun 30, 2010	0	0.00%
% Change	100.00%	100.00%

Content by Title

Page Title	Pageviews	% visits
CEC — eContact! 12.4 — Perspectives on the Electroacoustic		
Jul 1, 2010 - Sep 30, 2010	616	11.62%
Apr 1, 2010 - Jun 30, 2010	0	0.00%
% Change	100.00%	100.00%
CEC - eContact!		
Jul 1, 2010 - Sep 30, 2010	554	10.45%
Apr 1, 2010 - Jun 30, 2010	0	0.00%
% Change	100.00%	100.00%
CEC — eContact! 12.4 - Audiovisual Correspondences by Martin		
Jul 1, 2010 - Sep 30, 2010	134	2.53%
Apr 1, 2010 - Jun 30, 2010	0	0.00%
% Change	100.00%	100.00%
CEC — eContact! 12.4 - Born under a Bad Star by Eliot Britton		
Jul 1, 2010 - Sep 30, 2010	122	2.30%
Apr 1, 2010 - Jun 30, 2010	0	0.00%
% Change	100.00%	100.00%
CEC - eContact! 9.3 - Mastering en électroacoustique : un état		
Jul 1, 2010 - Sep 30, 2010	115	2.17%
Apr 1, 2010 - Jun 30, 2010	0	0.00%
% Change	100.00%	100.00%

Map Overlay



Languages		
Language	Visits	% visits
en-us		
Jul 1, 2010 - Sep 30, 2010	2,091	62.96%
Apr 1, 2010 - Jun 30, 2010	0	0.00%
% Change	100.00%	100.00%
fr		
Jul 1, 2010 - Sep 30, 2010	254	7.65%
Apr 1, 2010 - Jun 30, 2010	0	0.00%
% Change	100.00%	100.00%
en-gb		
Jul 1, 2010 - Sep 30, 2010	161	4.85%
Apr 1, 2010 - Jun 30, 2010	0	0.00%
% Change	100.00%	100.00%
de		
Jul 1, 2010 - Sep 30, 2010	102	3.07%
Apr 1, 2010 - Jun 30, 2010	0	0.00%
% Change	100.00%	100.00%
fr-ca		
Jul 1, 2010 - Sep 30, 2010	100	3.01%
Apr 1, 2010 - Jun 30, 2010	0	0.00%
% Change	100.00%	100.00%

Operating Systems		
Operating System	Visits	% visits
Macintosh		
Jul 1, 2010 - Sep 30, 2010	1,589	47.85%
Apr 1, 2010 - Jun 30, 2010	0	0.00%
% Change	100.00%	100.00%
Windows		
Jul 1, 2010 - Sep 30, 2010	1,541	46.40%
Apr 1, 2010 - Jun 30, 2010	0	0.00%
% Change	100.00%	100.00%
Linux		
Jul 1, 2010 - Sep 30, 2010	106	3.19%
Apr 1, 2010 - Jun 30, 2010	0	0.00%
% Change	100.00%	100.00%
iPhone		
Jul 1, 2010 - Sep 30, 2010	47	1.42%
Apr 1, 2010 - Jun 30, 2010	0	0.00%
% Change	100.00%	100.00%
iPad		
Jul 1, 2010 - Sep 30, 2010	12	0.36%
Apr 1, 2010 - Jun 30, 2010	0	0.00%
% Change	100.00%	100.00%

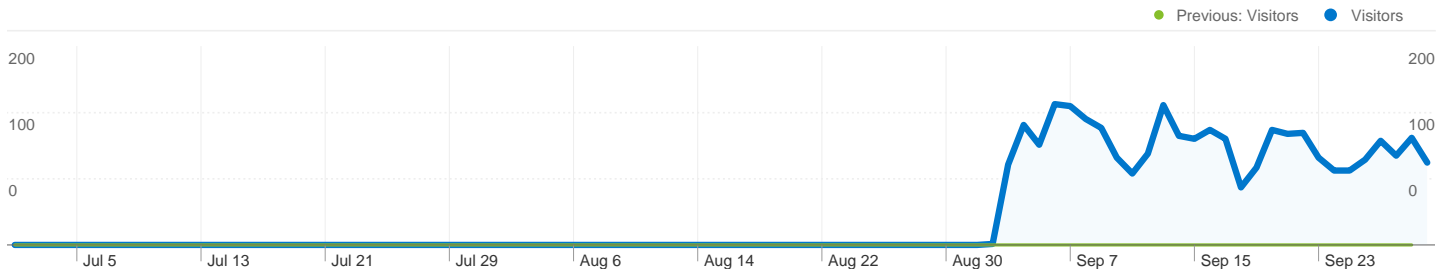
Connection Speeds		
Connection Speed	Visits	% visits
DSL		
Jul 1, 2010 - Sep 30, 2010	1,115	33.57%
Apr 1, 2010 - Jun 30, 2010	0	0.00%
% Change	100.00%	100.00%
Cable		
Jul 1, 2010 - Sep 30, 2010	902	27.16%
Apr 1, 2010 - Jun 30, 2010	0	0.00%
% Change	100.00%	100.00%
Unknown		
Jul 1, 2010 - Sep 30, 2010	782	23.55%
Apr 1, 2010 - Jun 30, 2010	0	0.00%
% Change	100.00%	100.00%
T1		
Jul 1, 2010 - Sep 30, 2010	469	14.12%
Apr 1, 2010 - Jun 30, 2010	0	0.00%
% Change	100.00%	100.00%
Dialup		
Jul 1, 2010 - Sep 30, 2010	52	1.57%
Apr 1, 2010 - Jun 30, 2010	0	0.00%
% Change	100.00%	100.00%

Browsers		
Browser	Visits	% visits
Firefox		
Jul 1, 2010 - Sep 30, 2010	1,305	39.30%
Apr 1, 2010 - Jun 30, 2010	0	0.00%
% Change	100.00%	100.00%
Safari		
Jul 1, 2010 - Sep 30, 2010	1,015	30.56%
Apr 1, 2010 - Jun 30, 2010	0	0.00%
% Change	100.00%	100.00%
Internet Explorer		
Jul 1, 2010 - Sep 30, 2010	589	17.74%
Apr 1, 2010 - Jun 30, 2010	0	0.00%
% Change	100.00%	100.00%
Chrome		
Jul 1, 2010 - Sep 30, 2010	317	9.55%
Apr 1, 2010 - Jun 30, 2010	0	0.00%
% Change	100.00%	100.00%
Opera		
Jul 1, 2010 - Sep 30, 2010	59	1.78%
Apr 1, 2010 - Jun 30, 2010	0	0.00%
% Change	100.00%	100.00%

Browsers and OS		
Browser and OS	Visits	% visits
Safari / Macintosh		
Jul 1, 2010 - Sep 30, 2010	936	28.18%
Apr 1, 2010 - Jun 30, 2010	0	0.00%
% Change	100.00%	100.00%
Firefox / Windows		
Jul 1, 2010 - Sep 30, 2010	680	20.48%
Apr 1, 2010 - Jun 30, 2010	0	0.00%
% Change	100.00%	100.00%
Internet Explorer / Windows		
Jul 1, 2010 - Sep 30, 2010	588	17.71%
Apr 1, 2010 - Jun 30, 2010	0	0.00%
% Change	100.00%	100.00%
Firefox / Macintosh		
Jul 1, 2010 - Sep 30, 2010	541	16.29%
Apr 1, 2010 - Jun 30, 2010	0	0.00%
% Change	100.00%	100.00%
Chrome / Windows		
Jul 1, 2010 - Sep 30, 2010	214	6.44%
Apr 1, 2010 - Jun 30, 2010	0	0.00%
% Change	100.00%	100.00%

Screen Colors		
Screen Colors	Visits	% visits
24-bit		
Jul 1, 2010 - Sep 30, 2010	2,200	66.25%
Apr 1, 2010 - Jun 30, 2010	0	0.00%
% Change	100.00%	100.00%
32-bit		
Jul 1, 2010 - Sep 30, 2010	1,057	31.83%
Apr 1, 2010 - Jun 30, 2010	0	0.00%
% Change	100.00%	100.00%
16-bit		
Jul 1, 2010 - Sep 30, 2010	49	1.48%
Apr 1, 2010 - Jun 30, 2010	0	0.00%
% Change	100.00%	100.00%
4-bit		
Jul 1, 2010 - Sep 30, 2010	8	0.24%
Apr 1, 2010 - Jun 30, 2010	0	0.00%
% Change	100.00%	100.00%
12-bit		
Jul 1, 2010 - Sep 30, 2010	4	0.12%
Apr 1, 2010 - Jun 30, 2010	0	0.00%
% Change	100.00%	100.00%

Screen Resolutions		
Screen Resolution	Visits	% visits
1280x800		
Jul 1, 2010 - Sep 30, 2010	729	21.95%
Apr 1, 2010 - Jun 30, 2010	0	0.00%
% Change	100.00%	100.00%
1440x900		
Jul 1, 2010 - Sep 30, 2010	620	18.67%
Apr 1, 2010 - Jun 30, 2010	0	0.00%
% Change	100.00%	100.00%
1024x768		
Jul 1, 2010 - Sep 30, 2010	422	12.71%
Apr 1, 2010 - Jun 30, 2010	0	0.00%
% Change	100.00%	100.00%
1680x1050		
Jul 1, 2010 - Sep 30, 2010	346	10.42%
Apr 1, 2010 - Jun 30, 2010	0	0.00%
% Change	100.00%	100.00%
1280x1024		
Jul 1, 2010 - Sep 30, 2010	293	8.82%
Apr 1, 2010 - Jun 30, 2010	0	0.00%
% Change	100.00%	100.00%



2,295 people visited this site

3,321 Visits

Previous: 0 (0.00%)

2,295 Absolute Unique Visitors

Previous: 0 (0.00%)

5,300 Pageviews

Previous: 0 (0.00%)

1.60 Average Pageviews

Previous: 0.00 (0.00%)

00:01:18 Time on Site

Previous: 00:00:00 (0.00%)

76.60% Bounce Rate

Previous: 0.00% (0.00%)

69.11% New Visits

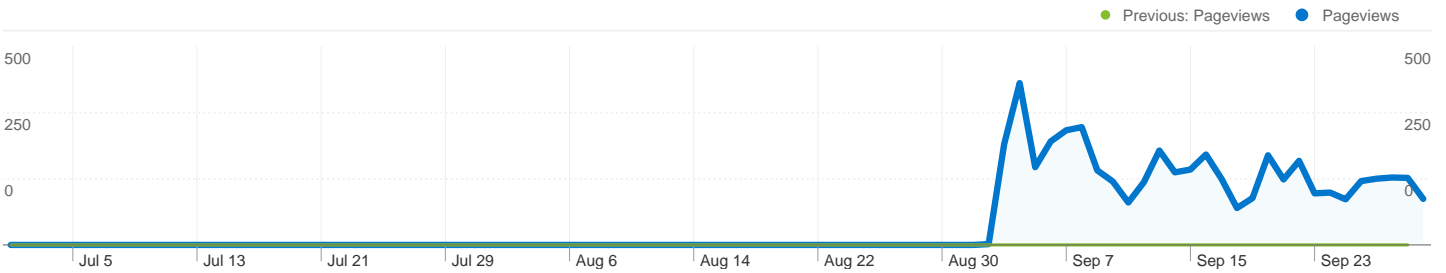
Previous: 0.00% (0.00%)

Technical Profile

Browser	Visits	% visits	Connection Speed	Visits	% visits
Firefox			DSL		
Jul 1, 2010 - Sep 30, 2010	1,305	39.30%	Jul 1, 2010 - Sep 30, 2010	1,115	33.57%
Apr 1, 2010 - Jun 30, 2010	0	0.00%	Apr 1, 2010 - Jun 30, 2010	0	0.00%
% Change	100.00%	100.00%	% Change	100.00%	100.00%
Safari			Cable		
Jul 1, 2010 - Sep 30, 2010	1,015	30.56%	Jul 1, 2010 - Sep 30, 2010	902	27.16%
Apr 1, 2010 - Jun 30, 2010	0	0.00%	Apr 1, 2010 - Jun 30, 2010	0	0.00%
% Change	100.00%	100.00%	% Change	100.00%	100.00%


Internet Explorer		
Jul 1, 2010 - Sep 30, 2010	589	17.74%
Apr 1, 2010 - Jun 30, 2010	0	0.00%
% Change	100.00%	100.00%
Chrome		
Jul 1, 2010 - Sep 30, 2010	317	9.55%
Apr 1, 2010 - Jun 30, 2010	0	0.00%
% Change	100.00%	100.00%
Opera		
Jul 1, 2010 - Sep 30, 2010	59	1.78%
Apr 1, 2010 - Jun 30, 2010	0	0.00%
% Change	100.00%	100.00%


Unknown		
Jul 1, 2010 - Sep 30, 2010	782	23.55%
Apr 1, 2010 - Jun 30, 2010	0	0.00%
% Change	100.00%	100.00%
T1		
Jul 1, 2010 - Sep 30, 2010	469	14.12%
Apr 1, 2010 - Jun 30, 2010	0	0.00%
% Change	100.00%	100.00%
Dialup		
Jul 1, 2010 - Sep 30, 2010	52	1.57%
Apr 1, 2010 - Jun 30, 2010	0	0.00%
% Change	100.00%	100.00%



Pages on this site were viewed a total of 5,300 times

 **5,300 Pageviews**
 Previous: 0 (0.00%)

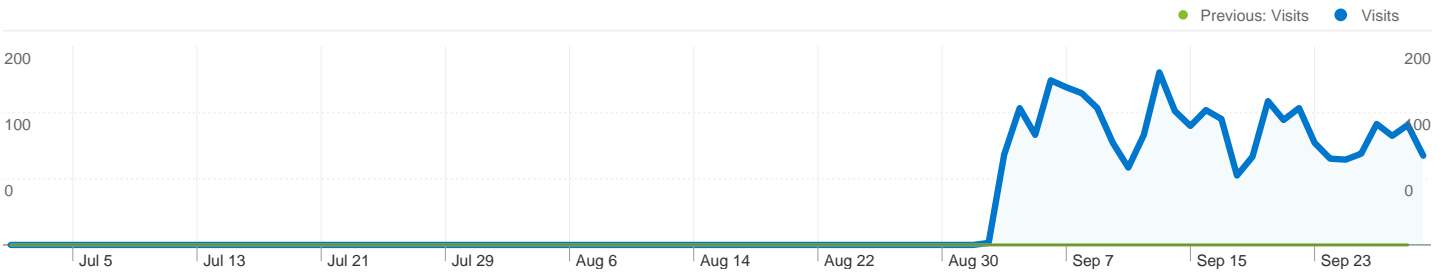
 **4,162 Unique Views**
 Previous: 0 (0.00%)

 **76.60% Bounce Rate**
 Previous: 0.00% (0.00%)

Top Content

Pages	Pageviews	% Pageviews
/econtact/12_4/index.html		
Jul 1, 2010 - Sep 30, 2010	616	11.62%
Apr 1, 2010 - Jun 30, 2010	0	0.00%
% Change	100.00%	100.00%
/econtact/index.html		
Jul 1, 2010 - Sep 30, 2010	554	10.45%
Apr 1, 2010 - Jun 30, 2010	0	0.00%
% Change	100.00%	100.00%
/econtact/12_4/andersen_audiovisual.html		
Jul 1, 2010 - Sep 30, 2010	126	2.38%
Apr 1, 2010 - Jun 30, 2010	0	0.00%
% Change	100.00%	100.00%
/econtact/9_3/index.html		
Jul 1, 2010 - Sep 30, 2010	115	2.17%
Apr 1, 2010 - Jun 30, 2010	0	0.00%
% Change	100.00%	100.00%
/econtact/8_4/bibliography.html		

Jul 1, 2010 - Sep 30, 2010	111	2.09%
Apr 1, 2010 - Jun 30, 2010	0	0.00%
% Change	100.00%	100.00%

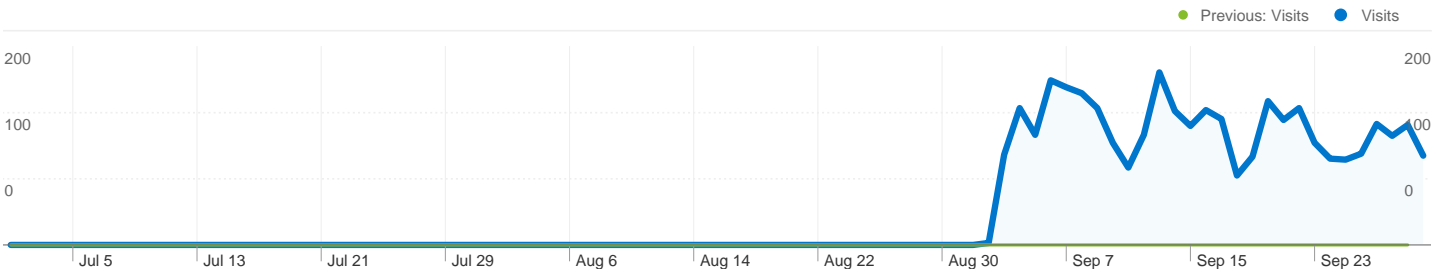


3,321 visits used 59 languages

Site Usage

Visits	Pages/Visit	Avg. Time on Site	% New Visits	Bounce Rate	
3,321 Previous: 0 (100.00%)	1.60 Previous: 0.00 (100.00%)	00:01:18 Previous: 00:00:00 (100.00%)	69.23% Previous: 0.00% (100.00%)	76.60% Previous: 0.00% (100.00%)	
Language	Visits	Pages/Visit	Avg. Time on Site	% New Visits	Bounce Rate
en-us					
July 1, 2010 - September 30, 2010	2,091	1.53	00:01:10	70.44%	76.14%
April 1, 2010 - June 30, 2010	0	0.00	00:00:00	0.00%	0.00%
% Change	100.00%	100.00%	100.00%	100.00%	100.00%
fr					
July 1, 2010 - September 30, 2010	254	1.59	00:01:21	72.44%	75.59%
April 1, 2010 - June 30, 2010	0	0.00	00:00:00	0.00%	0.00%
% Change	100.00%	100.00%	100.00%	100.00%	100.00%
en-gb					
July 1, 2010 - September 30, 2010	161	1.90	00:02:07	71.43%	77.64%
April 1, 2010 - June 30, 2010	0	0.00	00:00:00	0.00%	0.00%
% Change	100.00%	100.00%	100.00%	100.00%	100.00%
de					
July 1, 2010 - September 30, 2010	102	1.68	00:01:10	71.57%	75.49%
April 1, 2010 - June 30, 2010	0	0.00	00:00:00	0.00%	0.00%
% Change	100.00%	100.00%	100.00%	100.00%	100.00%
fr-ca					
July 1, 2010 - September 30, 2010	100	1.03	00:00:04	1.00%	99.00%
April 1, 2010 - June 30, 2010	0	0.00	00:00:00	0.00%	0.00%
% Change	100.00%	100.00%	100.00%	100.00%	100.00%
en					
July 1, 2010 - September 30, 2010	99	2.11	00:02:30	69.70%	68.69%

April 1, 2010 - June 30, 2010	0	0.00	00:00:00	0.00%	0.00%
% Change	100.00%	100.00%	100.00%	100.00%	100.00%
es-es					
July 1, 2010 - September 30, 2010	60	2.50	00:03:29	75.00%	75.00%
April 1, 2010 - June 30, 2010	0	0.00	00:00:00	0.00%	0.00%
% Change	100.00%	100.00%	100.00%	100.00%	100.00%
da-dk					
July 1, 2010 - September 30, 2010	48	1.08	00:00:39	8.33%	95.83%
April 1, 2010 - June 30, 2010	0	0.00	00:00:00	0.00%	0.00%
% Change	100.00%	100.00%	100.00%	100.00%	100.00%
de-de					
July 1, 2010 - September 30, 2010	47	3.38	00:03:42	61.70%	63.83%
April 1, 2010 - June 30, 2010	0	0.00	00:00:00	0.00%	0.00%
% Change	100.00%	100.00%	100.00%	100.00%	100.00%
fr-fr					
July 1, 2010 - September 30, 2010	46	1.80	00:01:23	67.39%	69.57%
April 1, 2010 - June 30, 2010	0	0.00	00:00:00	0.00%	0.00%
% Change	100.00%	100.00%	100.00%	100.00%	100.00%
					1 - 10 of 59

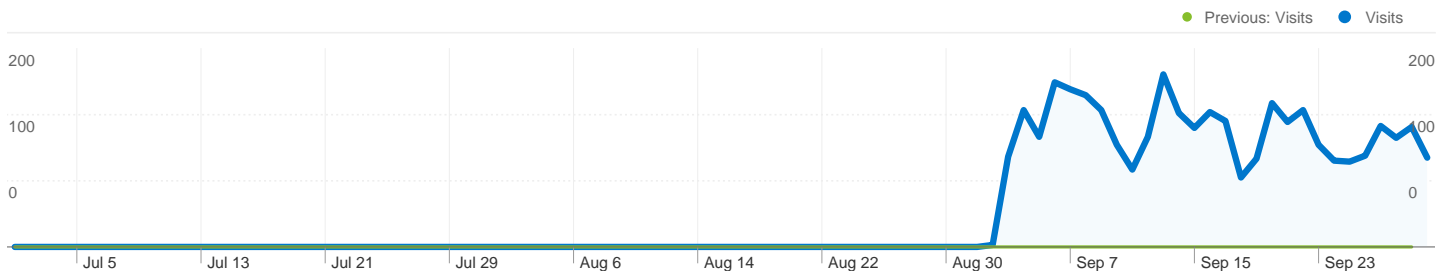


3,321 visits used 6 connection speeds

Site Usage

Visits	Pages/Visit	Avg. Time on Site	% New Visits	Bounce Rate	
3,321 Previous: 0 (100.00%)	1.60 Previous: 0.00 (100.00%)	00:01:18 Previous: 00:00:00 (100.00%)	69.23% Previous: 0.00% (100.00%)	76.60% Previous: 0.00% (100.00%)	
Connection Speed	Visits	Pages/Visit	Avg. Time on Site	% New Visits	Bounce Rate
DSL					
July 1, 2010 - September 30, 2010	1,115	1.81	00:01:47	69.51%	73.90%
April 1, 2010 - June 30, 2010	0	0.00	00:00:00	0.00%	0.00%
% Change	100.00%	100.00%	100.00%	100.00%	100.00%
Cable					
July 1, 2010 - September 30, 2010	902	1.46	00:00:58	61.97%	79.38%
April 1, 2010 - June 30, 2010	0	0.00	00:00:00	0.00%	0.00%
% Change	100.00%	100.00%	100.00%	100.00%	100.00%
Unknown					
July 1, 2010 - September 30, 2010	782	1.52	00:01:08	72.63%	78.39%
April 1, 2010 - June 30, 2010	0	0.00	00:00:00	0.00%	0.00%
% Change	100.00%	100.00%	100.00%	100.00%	100.00%
T1					
July 1, 2010 - September 30, 2010	469	1.49	00:01:03	75.05%	75.69%
April 1, 2010 - June 30, 2010	0	0.00	00:00:00	0.00%	0.00%
% Change	100.00%	100.00%	100.00%	100.00%	100.00%
Dialup					
July 1, 2010 - September 30, 2010	52	1.56	00:01:17	84.62%	67.31%
April 1, 2010 - June 30, 2010	0	0.00	00:00:00	0.00%	0.00%
% Change	100.00%	100.00%	100.00%	100.00%	100.00%
OC3					
July 1, 2010 - September 30, 2010	1	1.00	00:00:00	100.00%	100.00%

April 1, 2010 - June 30, 2010	0	0.00	00:00:00	0.00%	0.00%
% Change	100.00%	100.00%	0.00%	100.00%	100.00%
					1 - 6 of 6

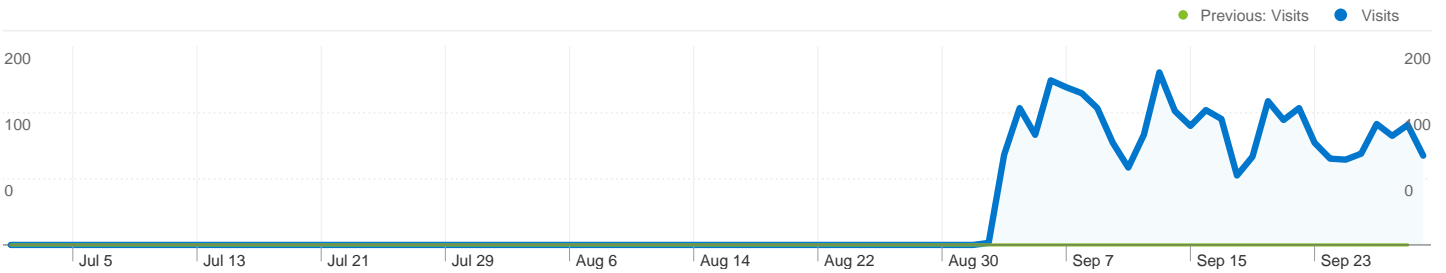


3,321 visits used 31 browser and OS combinations

Site Usage

Visits	Pages/Visit	Avg. Time on Site	% New Visits	Bounce Rate	
3,321 Previous: 0 (100.00%)	1.60 Previous: 0.00 (100.00%)	00:01:18 Previous: 00:00:00 (100.00%)	69.23% Previous: 0.00% (100.00%)	76.60% Previous: 0.00% (100.00%)	
Browser and OS	Visits	Pages/Visit	Avg. Time on Site	% New Visits	Bounce Rate
Safari / Macintosh					
July 1, 2010 - September 30, 2010	936	1.75	00:01:19	45.62%	76.28%
April 1, 2010 - June 30, 2010	0	0.00	00:00:00	0.00%	0.00%
% Change	100.00%	100.00%	100.00%	100.00%	100.00%
Firefox / Windows					
July 1, 2010 - September 30, 2010	680	1.40	00:00:56	78.53%	77.79%
April 1, 2010 - June 30, 2010	0	0.00	00:00:00	0.00%	0.00%
% Change	100.00%	100.00%	100.00%	100.00%	100.00%
Internet Explorer / Windows					
July 1, 2010 - September 30, 2010	588	1.45	00:01:07	87.41%	81.29%
April 1, 2010 - June 30, 2010	0	0.00	00:00:00	0.00%	0.00%
% Change	100.00%	100.00%	100.00%	100.00%	100.00%
Firefox / Macintosh					
July 1, 2010 - September 30, 2010	541	1.71	00:01:48	67.84%	70.06%
April 1, 2010 - June 30, 2010	0	0.00	00:00:00	0.00%	0.00%
% Change	100.00%	100.00%	100.00%	100.00%	100.00%
Chrome / Windows					
July 1, 2010 - September 30, 2010	214	1.55	00:01:19	87.38%	79.44%
April 1, 2010 - June 30, 2010	0	0.00	00:00:00	0.00%	0.00%
% Change	100.00%	100.00%	100.00%	100.00%	100.00%
Chrome / Macintosh					
July 1, 2010 - September 30, 2010	92	1.72	00:00:54	76.09%	69.57%

April 1, 2010 - June 30, 2010	0	0.00	00:00:00	0.00%	0.00%
% Change	100.00%	100.00%	100.00%	100.00%	100.00%
Firefox / Linux					
July 1, 2010 - September 30, 2010	84	1.76	00:01:52	66.67%	71.43%
April 1, 2010 - June 30, 2010	0	0.00	00:00:00	0.00%	0.00%
% Change	100.00%	100.00%	100.00%	100.00%	100.00%
Opera / Windows					
July 1, 2010 - September 30, 2010	45	1.64	00:01:44	86.67%	77.78%
April 1, 2010 - June 30, 2010	0	0.00	00:00:00	0.00%	0.00%
% Change	100.00%	100.00%	100.00%	100.00%	100.00%
Safari / iPhone					
July 1, 2010 - September 30, 2010	43	1.40	00:00:54	74.42%	83.72%
April 1, 2010 - June 30, 2010	0	0.00	00:00:00	0.00%	0.00%
% Change	100.00%	100.00%	100.00%	100.00%	100.00%
Mozilla Compatible Agent / Macintosh					
July 1, 2010 - September 30, 2010	12	1.00	00:00:00	16.67%	100.00%
April 1, 2010 - June 30, 2010	0	0.00	00:00:00	0.00%	0.00%
% Change	100.00%	100.00%	0.00%	100.00%	100.00%
1 - 10 of 31					

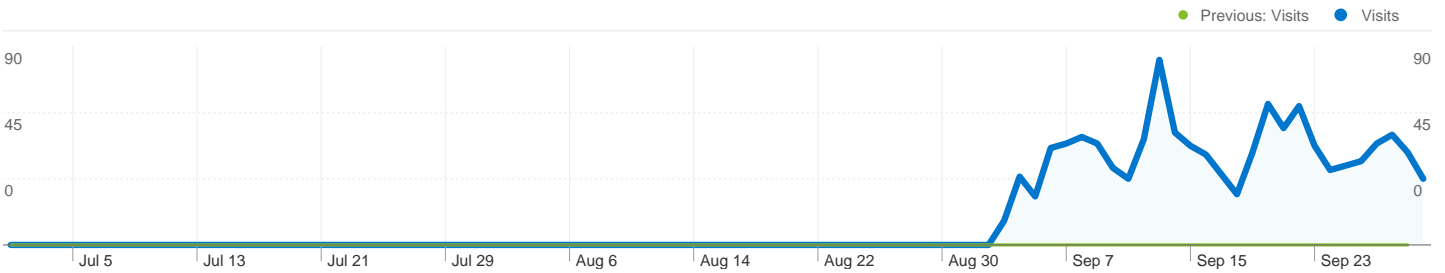


3,321 visits used 98 screen resolutions

Site Usage

Visits 3,321 Previous: 0 (100.00%)	Pages/Visit 1.60 Previous: 0.00 (100.00%)	Avg. Time on Site 00:01:18 Previous: 00:00:00 (100.00%)	% New Visits 69.23% Previous: 0.00% (100.00%)	Bounce Rate 76.60% Previous: 0.00% (100.00%)	
Screen Resolution	Visits	Pages/Visit	Avg. Time on Site	% New Visits	Bounce Rate
1280x800					
July 1, 2010 - September 30, 2010	729	1.49	00:01:07	65.57%	78.60%
April 1, 2010 - June 30, 2010	0	0.00	00:00:00	0.00%	0.00%
% Change	100.00%	100.00%	100.00%	100.00%	100.00%
1440x900					
July 1, 2010 - September 30, 2010	620	1.95	00:01:50	57.10%	72.10%
April 1, 2010 - June 30, 2010	0	0.00	00:00:00	0.00%	0.00%
% Change	100.00%	100.00%	100.00%	100.00%	100.00%
1024x768					
July 1, 2010 - September 30, 2010	422	1.55	00:01:18	89.10%	76.30%
April 1, 2010 - June 30, 2010	0	0.00	00:00:00	0.00%	0.00%
% Change	100.00%	100.00%	100.00%	100.00%	100.00%
1680x1050					
July 1, 2010 - September 30, 2010	346	1.65	00:01:20	56.65%	78.90%
April 1, 2010 - June 30, 2010	0	0.00	00:00:00	0.00%	0.00%
% Change	100.00%	100.00%	100.00%	100.00%	100.00%
1280x1024					
July 1, 2010 - September 30, 2010	293	1.49	00:00:59	79.86%	75.09%
April 1, 2010 - June 30, 2010	0	0.00	00:00:00	0.00%	0.00%
% Change	100.00%	100.00%	100.00%	100.00%	100.00%
1920x1200					
July 1, 2010 - September 30, 2010	203	1.74	00:01:21	52.71%	71.92%

April 1, 2010 - June 30, 2010	0	0.00	00:00:00	0.00%	0.00%
% Change	100.00%	100.00%	100.00%	100.00%	100.00%
1366x768					
July 1, 2010 - September 30, 2010	132	1.30	00:01:11	84.85%	79.55%
April 1, 2010 - June 30, 2010	0	0.00	00:00:00	0.00%	0.00%
% Change	100.00%	100.00%	100.00%	100.00%	100.00%
1920x1080					
July 1, 2010 - September 30, 2010	87	1.26	00:00:35	85.06%	81.61%
April 1, 2010 - June 30, 2010	0	0.00	00:00:00	0.00%	0.00%
% Change	100.00%	100.00%	100.00%	100.00%	100.00%
320x480					
July 1, 2010 - September 30, 2010	51	1.37	00:00:52	70.59%	84.31%
April 1, 2010 - June 30, 2010	0	0.00	00:00:00	0.00%	0.00%
% Change	100.00%	100.00%	100.00%	100.00%	100.00%
1024x600					
July 1, 2010 - September 30, 2010	49	1.20	00:00:51	55.10%	87.76%
April 1, 2010 - June 30, 2010	0	0.00	00:00:00	0.00%	0.00%
% Change	100.00%	100.00%	100.00%	100.00%	100.00%
					1 - 10 of 98



Search sent 1,181 total visits via 913 keywords

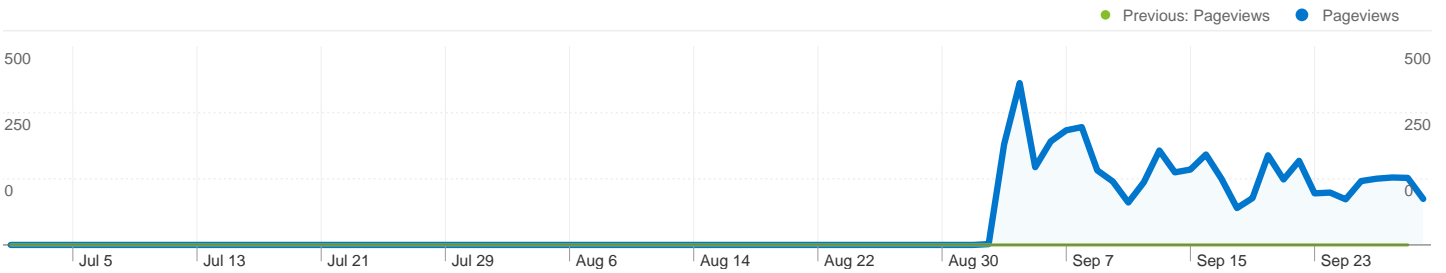
Site Usage

Visits	Pages/Visit	Avg. Time on Site	% New Visits	Bounce Rate	
1,181 Previous: 0 (100.00%)	1.47 Previous: 0.00 (100.00%)	00:01:17 Previous: 00:00:00 (100.00%)	77.98% Previous: 0.00% (100.00%)	81.20% Previous: 0.00% (100.00%)	
Keyword	Visits	Pages/Visit	Avg. Time on Site	% New Visits	Bounce Rate
electro-acoustic works metro sounds					
July 1, 2010 - September 30, 2010	22	1.14	00:00:51	4.55%	90.91%
April 1, 2010 - June 30, 2010	0	0.00	00:00:00	0.00%	0.00%
% Change	100.00%	100.00%	100.00%	100.00%	100.00%
reciprocal listening					
July 1, 2010 - September 30, 2010	14	1.21	00:01:15	85.71%	85.71%
April 1, 2010 - June 30, 2010	0	0.00	00:00:00	0.00%	0.00%
% Change	100.00%	100.00%	100.00%	100.00%	100.00%
econtact					
July 1, 2010 - September 30, 2010	13	4.08	00:05:28	53.85%	46.15%
April 1, 2010 - June 30, 2010	0	0.00	00:00:00	0.00%	0.00%
% Change	100.00%	100.00%	100.00%	100.00%	100.00%
acoustic ecology					
July 1, 2010 - September 30, 2010	12	1.08	> 00:00:00	75.00%	91.67%
April 1, 2010 - June 30, 2010	0	0.00	00:00:00	0.00%	0.00%
% Change	100.00%	100.00%	100.00%	100.00%	100.00%
bentley jarvis					
July 1, 2010 - September 30, 2010	12	1.25	00:02:12	75.00%	91.67%
April 1, 2010 - June 30, 2010	0	0.00	00:00:00	0.00%	0.00%
% Change	100.00%	100.00%	100.00%	100.00%	100.00%
cec					
July 1, 2010 - September 30, 2010	12	2.75	00:01:36	41.67%	50.00%

April 1, 2010 - June 30, 2010	0	0.00	00:00:00	0.00%	0.00%
% Change	100.00%	100.00%	100.00%	100.00%	100.00%
cec econtact 10.2					
July 1, 2010 - September 30, 2010	12	1.33	00:00:07	0.00%	83.33%
April 1, 2010 - June 30, 2010	0	0.00	00:00:00	0.00%	0.00%
% Change	100.00%	100.00%	100.00%	0.00%	100.00%
beating the heavenly drum					
July 1, 2010 - September 30, 2010	10	1.10	> 00:00:00	90.00%	90.00%
April 1, 2010 - June 30, 2010	0	0.00	00:00:00	0.00%	0.00%
% Change	100.00%	100.00%	100.00%	100.00%	100.00%
e-contact					
July 1, 2010 - September 30, 2010	10	2.00	00:00:14	80.00%	80.00%
April 1, 2010 - June 30, 2010	0	0.00	00:00:00	0.00%	0.00%
% Change	100.00%	100.00%	100.00%	100.00%	100.00%
what is reciprocal listening					
July 1, 2010 - September 30, 2010	9	1.44	00:01:54	100.00%	55.56%
April 1, 2010 - June 30, 2010	0	0.00	00:00:00	0.00%	0.00%
% Change	100.00%	100.00%	100.00%	100.00%	100.00%
1 - 10 of 913					

eContact
Content by Title

Jul 1, 2010 - Sep 30, 2010
 Comparing to: Apr 1, 2010 - Jun 30, 2010



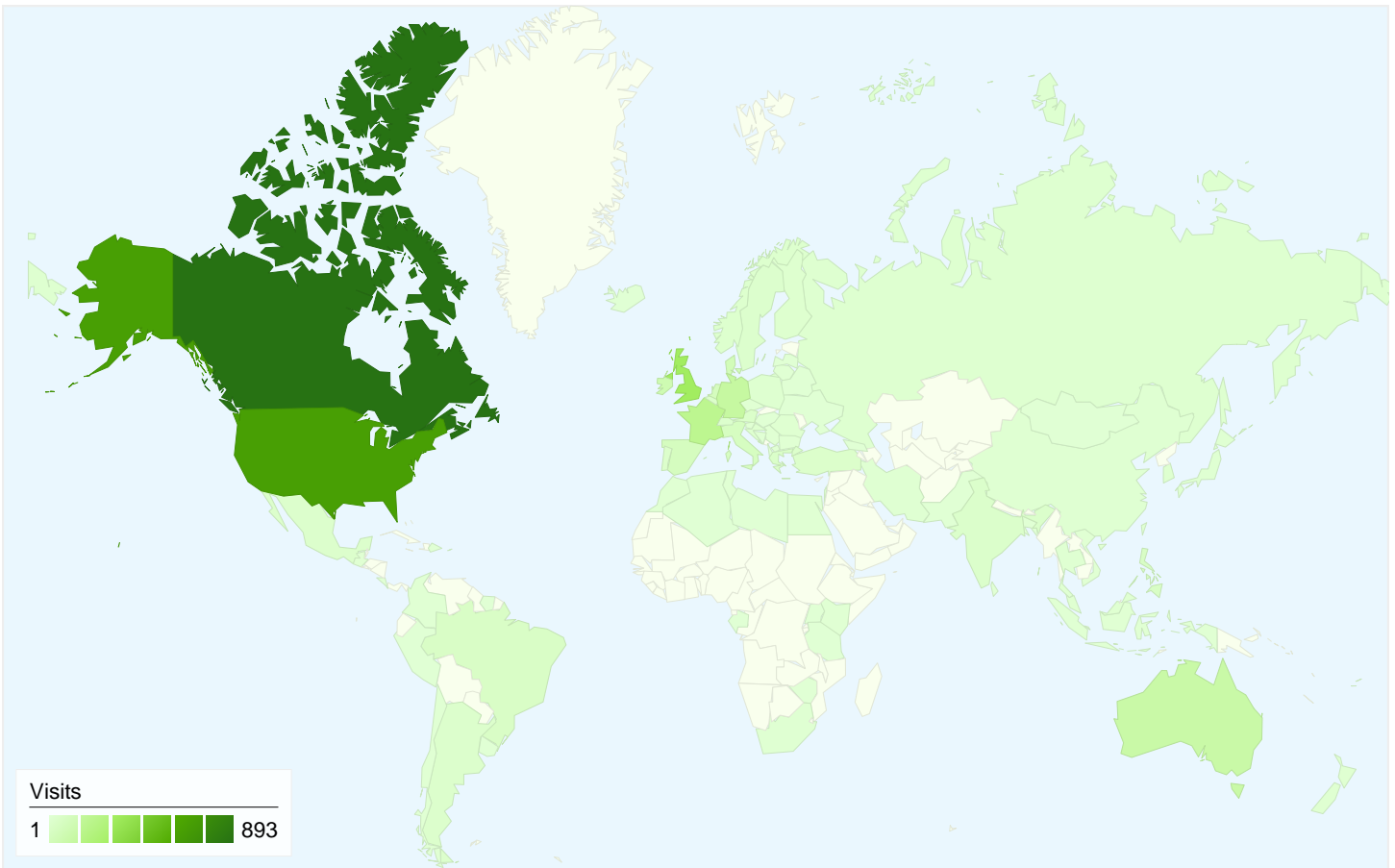
297 page titles were viewed a total of 5,300 times

Content Performance

Page Title	Pageviews	Unique Pageviews	Avg. Time on Page	Bounce Rate	% Exit	\$ Index
Pageviews 5,300 Previous: 0 (100.00%)						
Unique Pageviews 4,162 Previous: 0 (100.00%)						
Avg. Time on Page 00:02:11 Previous: 00:00:00 (100.00%)						
Bounce Rate 76.60% Previous: 0.00% (100.00%)						
% Exit 62.66% Previous: 0.00% (100.00%)						
\$ Index \$0.00 Previous: \$0.00 (0.00%)						
CEC — eContact! 12.4 — Perspectives on the Electroacoustic Work / Perspectives sur l'œuvre électroacoustique						
July 1, 2010 - September 30, 2010	616	403	00:01:00	47.88%	39.29%	\$0.00
April 1, 2010 - June 30, 2010	0	0	00:00:00	0.00%	0.00%	\$0.00
% Change	100.00%	100.00%	100.00%	100.00%	100.00%	0.00%
CEC - eContact!						
July 1, 2010 - September 30, 2010	554	380	00:01:17	69.39%	53.79%	\$0.00
April 1, 2010 - June 30, 2010	0	0	00:00:00	0.00%	0.00%	\$0.00
% Change	100.00%	100.00%	100.00%	100.00%	100.00%	0.00%
CEC — eContact! 12.4 - Audiovisual Correspondences by Martin Stig Andersen						
July 1, 2010 - September 30, 2010	134	114	00:05:16	91.03%	67.16%	\$0.00
April 1, 2010 - June 30, 2010	0	0	00:00:00	0.00%	0.00%	\$0.00
% Change	100.00%	100.00%	100.00%	100.00%	100.00%	0.00%
CEC — eContact! 12.4 - Born under a Bad Star by Eliot Britton						
July 1, 2010 - September 30, 2010	122	99	00:03:42	84.93%	66.39%	\$0.00
April 1, 2010 - June 30, 2010	0	0	00:00:00	0.00%	0.00%	\$0.00
% Change	100.00%	100.00%	100.00%	100.00%	100.00%	0.00%
CEC - eContact! 9.3 - Mastering en électroacoustique : un état des lieux						
July 1, 2010 - September 30, 2010	115	110	00:02:52	97.14%	91.30%	\$0.00

April 1, 2010 - June 30, 2010	0	0	00:00:00	0.00%	0.00%	\$0.00
% Change	100.00%	100.00%	100.00%	100.00%	100.00%	0.00%
CEC - eContact! 8.4 - Electroacoustic Bibliography						
July 1, 2010 - September 30, 2010	111	107	00:00:50	93.20%	91.89%	\$0.00
April 1, 2010 - June 30, 2010	0	0	00:00:00	0.00%	0.00%	\$0.00
% Change	100.00%	100.00%	100.00%	100.00%	100.00%	0.00%
CEC - eContact! 8.3 - Some Considerations for Spatial Design and Concert Projection with Surround 5.1						
July 1, 2010 - September 30, 2010	104	89	00:03:32	82.76%	84.62%	\$0.00
April 1, 2010 - June 30, 2010	0	0	00:00:00	0.00%	0.00%	\$0.00
% Change	100.00%	100.00%	100.00%	100.00%	100.00%	0.00%
CEC — eContact! 12.2 — Conversations at “The Crack o’ Dawn” — with Barbara Golden						
July 1, 2010 - September 30, 2010	99	82	00:02:10	79.01%	81.82%	\$0.00
April 1, 2010 - June 30, 2010	0	0	00:00:00	0.00%	0.00%	\$0.00
% Change	100.00%	100.00%	100.00%	100.00%	100.00%	0.00%
CEC — eContact! 12.4 - Kontakte by Karlheinz Stockhausen in Four Channels by Kevin Austin						
July 1, 2010 - September 30, 2010	87	69	00:01:34	70.37%	42.53%	\$0.00
April 1, 2010 - June 30, 2010	0	0	00:00:00	0.00%	0.00%	\$0.00
% Change	100.00%	100.00%	100.00%	100.00%	100.00%	0.00%
CEC - eContact! 9.4 - Hearing Protection for the Critical Listener						
July 1, 2010 - September 30, 2010	84	58	00:01:21	60.34%	69.05%	\$0.00
April 1, 2010 - June 30, 2010	0	0	00:00:00	0.00%	0.00%	\$0.00
% Change	100.00%	100.00%	100.00%	100.00%	100.00%	0.00%

1 - 10 of 297

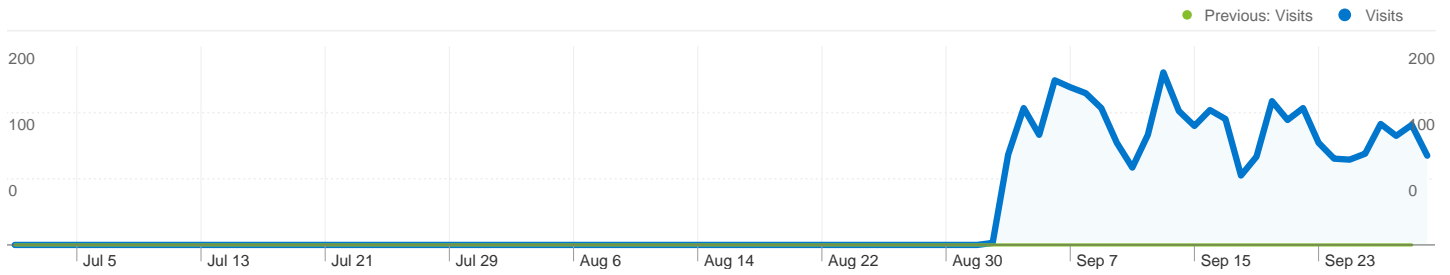


3,321 visits came from 89 countries/territories

Site Usage

Country/Territory	Visits	Pages/Visit	Avg. Time on Site	% New Visits	Bounce Rate
Visits 3,321 Previous: 0 (100.00%)	Pages/Visit 1.60 Previous: 0.00 (100.00%)	Avg. Time on Site 00:01:18 Previous: 00:00:00 (100.00%)	% New Visits 69.23% Previous: 0.00% (100.00%)	Bounce Rate 76.60% Previous: 0.00% (100.00%)	
Canada					
July 1, 2010 - September 30, 2010	893	1.53	00:00:56	55.43%	77.04%
April 1, 2010 - June 30, 2010	0	0.00	00:00:00	0.00%	0.00%
% Change	100.00%	100.00%	100.00%	100.00%	100.00%
United States					
July 1, 2010 - September 30, 2010	656	1.43	00:01:07	80.34%	77.13%
April 1, 2010 - June 30, 2010	0	0.00	00:00:00	0.00%	0.00%
% Change	100.00%	100.00%	100.00%	100.00%	100.00%
United Kingdom					
July 1, 2010 - September 30, 2010	310	2.02	00:02:42	74.52%	69.35%

April 1, 2010 - June 30, 2010	0	0.00	00:00:00	0.00%	0.00%
% Change	100.00%	100.00%	100.00%	100.00%	100.00%
France					
July 1, 2010 - September 30, 2010	182	1.65	00:01:31	69.78%	80.22%
April 1, 2010 - June 30, 2010	0	0.00	00:00:00	0.00%	0.00%
% Change	100.00%	100.00%	100.00%	100.00%	100.00%
Germany					
July 1, 2010 - September 30, 2010	137	1.99	00:01:59	72.26%	72.26%
April 1, 2010 - June 30, 2010	0	0.00	00:00:00	0.00%	0.00%
% Change	100.00%	100.00%	100.00%	100.00%	100.00%
Australia					
July 1, 2010 - September 30, 2010	122	1.78	00:01:01	77.87%	72.95%
April 1, 2010 - June 30, 2010	0	0.00	00:00:00	0.00%	0.00%
% Change	100.00%	100.00%	100.00%	100.00%	100.00%
Ireland					
July 1, 2010 - September 30, 2010	93	1.26	00:00:48	19.35%	92.47%
April 1, 2010 - June 30, 2010	0	0.00	00:00:00	0.00%	0.00%
% Change	100.00%	100.00%	100.00%	100.00%	100.00%
Denmark					
July 1, 2010 - September 30, 2010	74	1.31	00:01:01	28.38%	86.49%
April 1, 2010 - June 30, 2010	0	0.00	00:00:00	0.00%	0.00%
% Change	100.00%	100.00%	100.00%	100.00%	100.00%
Netherlands					
July 1, 2010 - September 30, 2010	61	1.28	00:00:53	72.13%	86.89%
April 1, 2010 - June 30, 2010	0	0.00	00:00:00	0.00%	0.00%
% Change	100.00%	100.00%	100.00%	100.00%	100.00%
Spain					
July 1, 2010 - September 30, 2010	57	2.79	00:04:47	70.18%	75.44%
April 1, 2010 - June 30, 2010	0	0.00	00:00:00	0.00%	0.00%
% Change	100.00%	100.00%	100.00%	100.00%	100.00%
					1 - 10 of 89

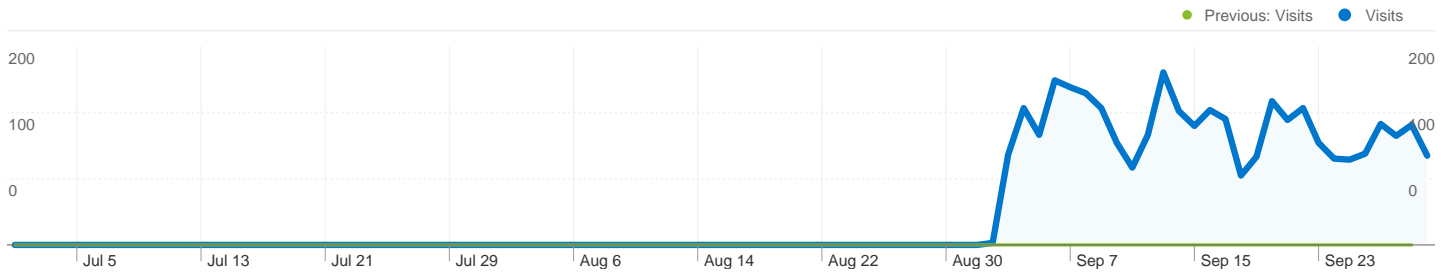


3,321 visits used 10 operating systems

Site Usage

Operating System	Visits	Pages/Visit	Avg. Time on Site	% New Visits	Bounce Rate						
<table border="0" style="width:100%"> <tr> <td style="width:20%">Visits 3,321 Previous: 0 (100.00%)</td> <td style="width:20%">Pages/Visit 1.60 Previous: 0.00 (100.00%)</td> <td style="width:20%">Avg. Time on Site 00:01:18 Previous: 00:00:00 (100.00%)</td> <td style="width:20%">% New Visits 69.23% Previous: 0.00% (100.00%)</td> <td style="width:20%">Bounce Rate 76.60% Previous: 0.00% (100.00%)</td> <td></td> </tr> </table>						Visits 3,321 Previous: 0 (100.00%)	Pages/Visit 1.60 Previous: 0.00 (100.00%)	Avg. Time on Site 00:01:18 Previous: 00:00:00 (100.00%)	% New Visits 69.23% Previous: 0.00% (100.00%)	Bounce Rate 76.60% Previous: 0.00% (100.00%)	
Visits 3,321 Previous: 0 (100.00%)	Pages/Visit 1.60 Previous: 0.00 (100.00%)	Avg. Time on Site 00:01:18 Previous: 00:00:00 (100.00%)	% New Visits 69.23% Previous: 0.00% (100.00%)	Bounce Rate 76.60% Previous: 0.00% (100.00%)							
Macintosh											
July 1, 2010 - September 30, 2010	1,589	1.73	00:01:28	54.81%	73.82%						
April 1, 2010 - June 30, 2010	0	0.00	00:00:00	0.00%	0.00%						
% Change	100.00%	100.00%	100.00%	100.00%	100.00%						
Windows											
July 1, 2010 - September 30, 2010	1,541	1.46	00:01:06	83.52%	79.43%						
April 1, 2010 - June 30, 2010	0	0.00	00:00:00	0.00%	0.00%						
% Change	100.00%	100.00%	100.00%	100.00%	100.00%						
Linux											
July 1, 2010 - September 30, 2010	106	1.69	00:01:34	71.70%	73.58%						
April 1, 2010 - June 30, 2010	0	0.00	00:00:00	0.00%	0.00%						
% Change	100.00%	100.00%	100.00%	100.00%	100.00%						
iPhone											
July 1, 2010 - September 30, 2010	47	1.36	00:00:50	76.60%	85.11%						
April 1, 2010 - June 30, 2010	0	0.00	00:00:00	0.00%	0.00%						
% Change	100.00%	100.00%	100.00%	100.00%	100.00%						
iPad											
July 1, 2010 - September 30, 2010	12	2.25	00:03:05	66.67%	66.67%						
April 1, 2010 - June 30, 2010	0	0.00	00:00:00	0.00%	0.00%						
% Change	100.00%	100.00%	100.00%	100.00%	100.00%						
(not set)											
July 1, 2010 - September 30, 2010	10	1.90	00:01:24	100.00%	80.00%						

April 1, 2010 - June 30, 2010	0	0.00	00:00:00	0.00%	0.00%
% Change	100.00%	100.00%	100.00%	100.00%	100.00%
iPod					
July 1, 2010 - September 30, 2010	9	1.44	00:01:48	44.44%	77.78%
April 1, 2010 - June 30, 2010	0	0.00	00:00:00	0.00%	0.00%
% Change	100.00%	100.00%	100.00%	100.00%	100.00%
Android					
July 1, 2010 - September 30, 2010	5	1.40	00:00:34	100.00%	80.00%
April 1, 2010 - June 30, 2010	0	0.00	00:00:00	0.00%	0.00%
% Change	100.00%	100.00%	100.00%	100.00%	100.00%
BlackBerry					
July 1, 2010 - September 30, 2010	1	1.00	00:00:00	100.00%	100.00%
April 1, 2010 - June 30, 2010	0	0.00	00:00:00	0.00%	0.00%
% Change	100.00%	100.00%	0.00%	100.00%	100.00%
Sony					
July 1, 2010 - September 30, 2010	1	1.00	00:00:00	100.00%	100.00%
April 1, 2010 - June 30, 2010	0	0.00	00:00:00	0.00%	0.00%
% Change	100.00%	100.00%	0.00%	100.00%	100.00%
1 - 10 of 10					

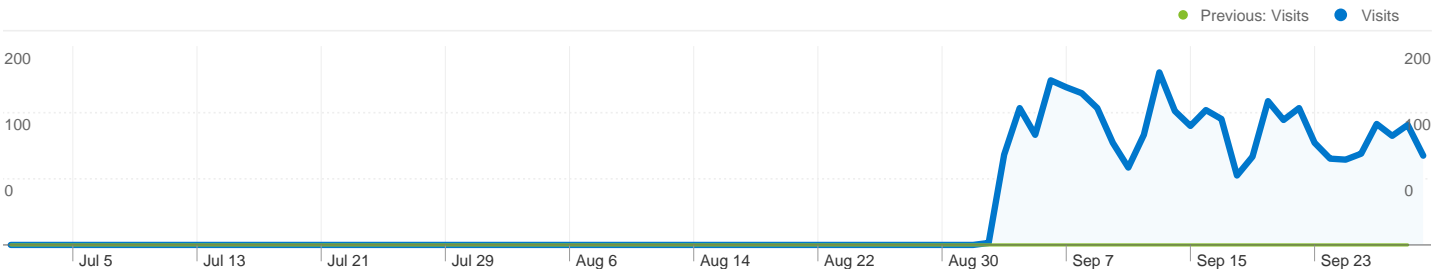


3,321 visits used 12 browsers

Site Usage

Visits	Pages/Visit	Avg. Time on Site	% New Visits	Bounce Rate	
3,321 Previous: 0 (100.00%)	1.60 Previous: 0.00 (100.00%)	00:01:18 Previous: 00:00:00 (100.00%)	69.23% Previous: 0.00% (100.00%)	76.60% Previous: 0.00% (100.00%)	
Browser	Visits	Pages/Visit	Avg. Time on Site	% New Visits	Bounce Rate
Firefox					
July 1, 2010 - September 30, 2010	1,305	1.55	00:01:21	73.33%	74.18%
April 1, 2010 - June 30, 2010	0	0.00	00:00:00	0.00%	0.00%
% Change	100.00%	100.00%	100.00%	100.00%	100.00%
Safari					
July 1, 2010 - September 30, 2010	1,015	1.74	00:01:21	47.78%	76.65%
April 1, 2010 - June 30, 2010	0	0.00	00:00:00	0.00%	0.00%
% Change	100.00%	100.00%	100.00%	100.00%	100.00%
Internet Explorer					
July 1, 2010 - September 30, 2010	589	1.45	00:01:07	87.44%	81.32%
April 1, 2010 - June 30, 2010	0	0.00	00:00:00	0.00%	0.00%
% Change	100.00%	100.00%	100.00%	100.00%	100.00%
Chrome					
July 1, 2010 - September 30, 2010	317	1.60	00:01:10	84.54%	76.66%
April 1, 2010 - June 30, 2010	0	0.00	00:00:00	0.00%	0.00%
% Change	100.00%	100.00%	100.00%	100.00%	100.00%
Opera					
July 1, 2010 - September 30, 2010	59	1.63	00:02:07	81.36%	74.58%
April 1, 2010 - June 30, 2010	0	0.00	00:00:00	0.00%	0.00%
% Change	100.00%	100.00%	100.00%	100.00%	100.00%
Mozilla Compatible Agent					
July 1, 2010 - September 30, 2010	17	1.47	00:00:56	41.18%	88.24%

April 1, 2010 - June 30, 2010	0	0.00	00:00:00	0.00%	0.00%
% Change	100.00%	100.00%	100.00%	100.00%	100.00%
Opera Mini					
July 1, 2010 - September 30, 2010	8	1.25	00:00:18	100.00%	87.50%
April 1, 2010 - June 30, 2010	0	0.00	00:00:00	0.00%	0.00%
% Change	100.00%	100.00%	100.00%	100.00%	100.00%
Mozilla					
July 1, 2010 - September 30, 2010	4	1.75	00:03:31	100.00%	75.00%
April 1, 2010 - June 30, 2010	0	0.00	00:00:00	0.00%	0.00%
% Change	100.00%	100.00%	100.00%	100.00%	100.00%
Konqueror					
July 1, 2010 - September 30, 2010	3	1.00	00:00:00	100.00%	100.00%
April 1, 2010 - June 30, 2010	0	0.00	00:00:00	0.00%	0.00%
% Change	100.00%	100.00%	0.00%	100.00%	100.00%
SeaMonkey					
July 1, 2010 - September 30, 2010	2	1.00	00:00:00	100.00%	100.00%
April 1, 2010 - June 30, 2010	0	0.00	00:00:00	0.00%	0.00%
% Change	100.00%	100.00%	0.00%	100.00%	100.00%
1 - 10 of 12					



3,321 visits used 6 screen colors

Site Usage

Visits	Pages/Visit	Avg. Time on Site	% New Visits	Bounce Rate	
3,321 Previous: 0 (100.00%)	1.60 Previous: 0.00 (100.00%)	00:01:18 Previous: 00:00:00 (100.00%)	69.23% Previous: 0.00% (100.00%)	76.60% Previous: 0.00% (100.00%)	
Screen Colors	Visits	Pages/Visit	Avg. Time on Site	% New Visits	Bounce Rate
24-bit					
July 1, 2010 - September 30, 2010	2,200	1.65	00:01:20	60.59%	75.18%
April 1, 2010 - June 30, 2010	0	0.00	00:00:00	0.00%	0.00%
% Change	100.00%	100.00%	100.00%	100.00%	100.00%
32-bit					
July 1, 2010 - September 30, 2010	1,057	1.49	00:01:15	85.62%	79.28%
April 1, 2010 - June 30, 2010	0	0.00	00:00:00	0.00%	0.00%
% Change	100.00%	100.00%	100.00%	100.00%	100.00%
16-bit					
July 1, 2010 - September 30, 2010	49	1.39	00:00:54	95.92%	77.55%
April 1, 2010 - June 30, 2010	0	0.00	00:00:00	0.00%	0.00%
% Change	100.00%	100.00%	100.00%	100.00%	100.00%
4-bit					
July 1, 2010 - September 30, 2010	8	1.25	00:00:18	100.00%	87.50%
April 1, 2010 - June 30, 2010	0	0.00	00:00:00	0.00%	0.00%
% Change	100.00%	100.00%	100.00%	100.00%	100.00%
12-bit					
July 1, 2010 - September 30, 2010	4	1.00	00:00:00	75.00%	100.00%
April 1, 2010 - June 30, 2010	0	0.00	00:00:00	0.00%	0.00%
% Change	100.00%	100.00%	0.00%	100.00%	100.00%
0-bit					
July 1, 2010 - September 30, 2010	3	1.00	00:00:00	100.00%	100.00%

April 1, 2010 - June 30, 2010	0	0.00	00:00:00	0.00%	0.00%
% Change	100.00%	100.00%	0.00%	100.00%	100.00%
					1 - 6 of 6