

Site Usage

3,510 Visits
 Previous: 2,921 (20.16%)

5,837 Pageviews
 Previous: 5,383 (8.43%)

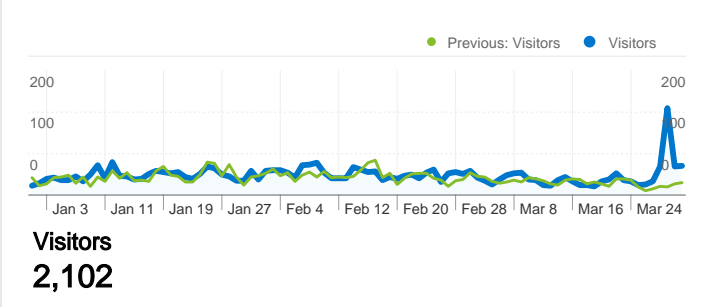
1.66 Pages/Visit
 Previous: 1.84 (-9.76%)

76.38% Bounce Rate
 Previous: 72.41% (5.49%)

00:01:21 Avg. Time on Site
 Previous: 00:01:49 (-25.49%)

56.41% % New Visits
 Previous: 61.97% (-8.96%)

Visitors Overview



Content by Title

Page Title	Pageviews	% visits
CEC - Welcome to the CEC / Bienvenue à la CEC		
Jan 1, 2011 - Mar 31, 2011	2,343	40.14%
Oct 1, 2010 - Dec 31, 2010	1,868	34.70%
% Change	25.43%	15.67%
CEC - eContact! 6.3 - Mastering		
Jan 1, 2011 - Mar 31, 2011	416	7.13%
Oct 1, 2010 - Dec 31, 2010	195	3.62%
% Change	113.33%	96.74%
CEC - CDs		
Jan 1, 2011 - Mar 31, 2011	282	4.83%
Oct 1, 2010 - Dec 31, 2010	397	7.38%
% Change	-28.97%	-34.49%
CEC - CEC-Conference		
Jan 1, 2011 - Mar 31, 2011	231	3.96%
Oct 1, 2010 - Dec 31, 2010	157	2.92%
% Change	47.13%	35.69%
CEC - About the CEC		

Content Overview

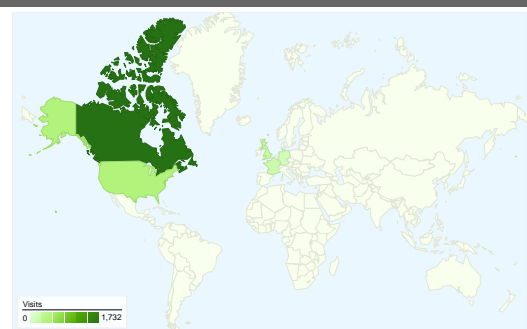
Pages	Pageviews	% Pageviews
/index.html		
Jan 1, 2011 - Mar 31, 2011	2,354	40.33%
Oct 1, 2010 - Dec 31, 2010	1,870	34.74%
% Change	25.88%	16.09%
/CD/index.html		
Jan 1, 2011 - Mar 31, 2011	271	4.64%
Oct 1, 2010 - Dec 31, 2010	346	6.43%
% Change	-21.68%	-27.77%
/pep/mastering_fr.html		
Jan 1, 2011 - Mar 31, 2011	253	4.33%
Oct 1, 2010 - Dec 31, 2010	160	2.97%
% Change	58.13%	45.83%
/cec-conference/index.html		
Jan 1, 2011 - Mar 31, 2011	231	3.96%
Oct 1, 2010 - Dec 31, 2010	155	2.88%
% Change	49.03%	37.44%
/about.html		
Jan 1, 2011 - Mar 31, 2011	224	3.84%
Oct 1, 2010 - Dec 31, 2010	220	4.09%
% Change	1.82%	-6.10%

Jan 1, 2011 - Mar 31, 2011	224	3.84%
Oct 1, 2010 - Dec 31, 2010	220	4.09%
% Change	1.82%	-6.10%

Keywords

Keyword	Visits	% visits
cec		
Jan 1, 2011 - Mar 31, 2011	270	20.50%
Oct 1, 2010 - Dec 31, 2010	236	20.27%
% Change	14.41%	1.12%
canadian electroacoustic community		
Jan 1, 2011 - Mar 31, 2011	124	9.42%
Oct 1, 2010 - Dec 31, 2010	55	4.73%
% Change	125.45%	99.26%
cec canadian electroacoustic		
Jan 1, 2011 - Mar 31, 2011	34	2.58%
Oct 1, 2010 - Dec 31, 2010	5	0.43%
% Change	580.00%	501.00%
cecdiscuss		
Jan 1, 2011 - Mar 31, 2011	24	1.82%
Oct 1, 2010 - Dec 31, 2010	2	0.17%
% Change	1,100.00%	960.59%
cec concordia		
Jan 1, 2011 - Mar 31, 2011	18	1.37%
Oct 1, 2010 - Dec 31, 2010	24	2.06%
% Change	-25.00%	-33.71%

Map Overlay



Languages		
Language	Visits	% visits
en-us		
Jan 1, 2011 - Mar 31, 2011	2,161	61.57%
Oct 1, 2010 - Dec 31, 2010	1,556	53.27%
% Change	38.88%	15.58%
fr		
Jan 1, 2011 - Mar 31, 2011	526	14.99%
Oct 1, 2010 - Dec 31, 2010	490	16.78%
% Change	7.35%	-10.67%
fr-fr		
Jan 1, 2011 - Mar 31, 2011	115	3.28%
Oct 1, 2010 - Dec 31, 2010	98	3.36%
% Change	17.35%	-2.34%
it		
Jan 1, 2011 - Mar 31, 2011	97	2.76%
Oct 1, 2010 - Dec 31, 2010	35	1.20%
% Change	177.14%	130.64%
en		
Jan 1, 2011 - Mar 31, 2011	92	2.62%
Oct 1, 2010 - Dec 31, 2010	93	3.18%
% Change	-1.08%	-17.68%

Operating Systems		
Operating System	Visits	% visits
Macintosh		
Jan 1, 2011 - Mar 31, 2011	1,701	48.46%
Oct 1, 2010 - Dec 31, 2010	1,262	43.20%
% Change	34.79%	12.17%
Windows		
Jan 1, 2011 - Mar 31, 2011	1,651	47.04%
Oct 1, 2010 - Dec 31, 2010	1,537	52.62%
% Change	7.42%	-10.61%
Linux		
Jan 1, 2011 - Mar 31, 2011	86	2.45%
Oct 1, 2010 - Dec 31, 2010	64	2.19%
% Change	34.38%	11.83%
iPhone		
Jan 1, 2011 - Mar 31, 2011	37	1.05%
Oct 1, 2010 - Dec 31, 2010	20	0.68%
% Change	85.00%	53.96%
iPad		
Jan 1, 2011 - Mar 31, 2011	13	0.37%
Oct 1, 2010 - Dec 31, 2010	5	0.17%
% Change	160.00%	116.37%

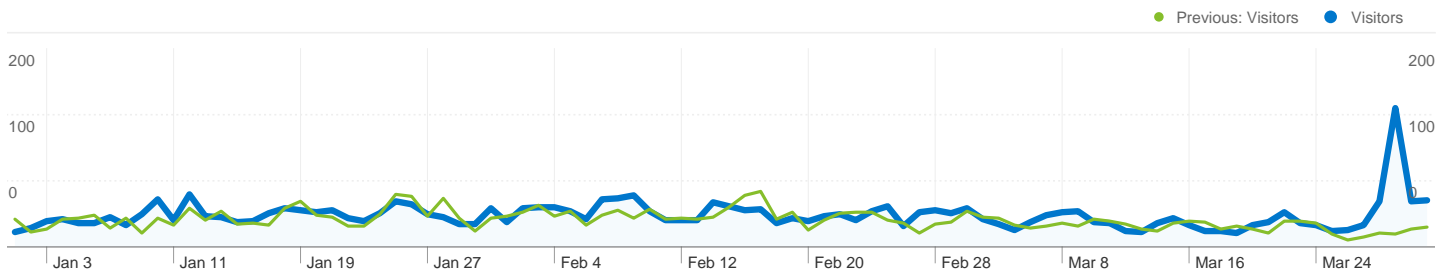
Browsers and OS		
Browser and OS	Visits	% visits
Safari / Macintosh		
Jan 1, 2011 - Mar 31, 2011	1,101	31.37%
Oct 1, 2010 - Dec 31, 2010	825	28.24%
% Change	33.45%	11.06%
Firefox / Windows		
Jan 1, 2011 - Mar 31, 2011	693	19.74%
Oct 1, 2010 - Dec 31, 2010	650	22.25%
% Change	6.62%	-11.28%
Internet Explorer / Windows		
Jan 1, 2011 - Mar 31, 2011	567	16.15%
Oct 1, 2010 - Dec 31, 2010	663	22.70%
% Change	-14.48%	-28.83%
Firefox / Macintosh		
Jan 1, 2011 - Mar 31, 2011	478	13.62%
Oct 1, 2010 - Dec 31, 2010	356	12.19%
% Change	34.27%	11.74%
Chrome / Windows		
Jan 1, 2011 - Mar 31, 2011	341	9.72%
Oct 1, 2010 - Dec 31, 2010	181	6.20%
% Change	88.40%	56.78%

Browsers		
Browser	Visits	% visits
Firefox		
Jan 1, 2011 - Mar 31, 2011	1,217	34.67%
Oct 1, 2010 - Dec 31, 2010	1,051	35.98%
% Change	15.79%	-3.64%
Safari		
Jan 1, 2011 - Mar 31, 2011	1,184	33.73%
Oct 1, 2010 - Dec 31, 2010	878	30.06%
% Change	34.85%	12.22%
Internet Explorer		
Jan 1, 2011 - Mar 31, 2011	568	16.18%
Oct 1, 2010 - Dec 31, 2010	663	22.70%
% Change	-14.33%	-28.70%
Chrome		
Jan 1, 2011 - Mar 31, 2011	469	13.36%
Oct 1, 2010 - Dec 31, 2010	265	9.07%
% Change	76.98%	47.28%
Opera		
Jan 1, 2011 - Mar 31, 2011	41	1.17%
Oct 1, 2010 - Dec 31, 2010	39	1.34%
% Change	5.13%	-12.51%

Connection Speeds		
Connection Speed	Visits	% visits
Unknown		
Jan 1, 2011 - Mar 31, 2011	1,865	53.13%
Oct 1, 2010 - Dec 31, 2010	544	18.62%
% Change	242.83%	185.30%
Cable		
Jan 1, 2011 - Mar 31, 2011	678	19.32%
Oct 1, 2010 - Dec 31, 2010	942	32.25%
% Change	-28.03%	-40.10%
DSL		
Jan 1, 2011 - Mar 31, 2011	600	17.09%
Oct 1, 2010 - Dec 31, 2010	855	29.27%
% Change	-29.82%	-41.60%
T1		
Jan 1, 2011 - Mar 31, 2011	342	9.74%
Oct 1, 2010 - Dec 31, 2010	535	18.32%
% Change	-36.07%	-46.80%
Dialup		
Jan 1, 2011 - Mar 31, 2011	23	0.66%
Oct 1, 2010 - Dec 31, 2010	39	1.34%
% Change	-41.03%	-50.92%

Screen Colors		
Screen Colors	Visits	% visits
24-bit		
Jan 1, 2011 - Mar 31, 2011	2,413	68.75%
Oct 1, 2010 - Dec 31, 2010	1,869	63.98%
% Change	29.11%	7.44%
32-bit		
Jan 1, 2011 - Mar 31, 2011	1,052	29.97%
Oct 1, 2010 - Dec 31, 2010	987	33.79%
% Change	6.59%	-11.30%
16-bit		
Jan 1, 2011 - Mar 31, 2011	42	1.20%
Oct 1, 2010 - Dec 31, 2010	58	1.99%
% Change	-27.59%	-39.74%
12-bit		
Jan 1, 2011 - Mar 31, 2011	1	0.03%
Oct 1, 2010 - Dec 31, 2010	2	0.07%
% Change	-50.00%	-58.39%
16777216-bit		
Jan 1, 2011 - Mar 31, 2011	1	0.03%
Oct 1, 2010 - Dec 31, 2010	0	0.00%
% Change	100.00%	100.00%

Screen Resolutions		
Screen Resolution	Visits	% visits
1280x800		
Jan 1, 2011 - Mar 31, 2011	614	17.49%
Oct 1, 2010 - Dec 31, 2010	633	21.67%
% Change	-3.00%	-19.28%
1440x900		
Jan 1, 2011 - Mar 31, 2011	599	17.07%
Oct 1, 2010 - Dec 31, 2010	515	17.63%
% Change	16.31%	-3.21%
1680x1050		
Jan 1, 2011 - Mar 31, 2011	419	11.94%
Oct 1, 2010 - Dec 31, 2010	226	7.74%
% Change	85.40%	54.29%
1920x1200		
Jan 1, 2011 - Mar 31, 2011	418	11.91%
Oct 1, 2010 - Dec 31, 2010	281	9.62%
% Change	48.75%	23.79%
1024x768		
Jan 1, 2011 - Mar 31, 2011	390	11.11%
Oct 1, 2010 - Dec 31, 2010	357	12.22%
% Change	9.24%	-9.09%



2,102 people visited this site

 **3,510 Visits**

Previous: 2,921 (20.16%)

 **2,102 Absolute Unique Visitors**

Previous: 1,871 (12.35%)

 **5,837 Pageviews**

Previous: 5,383 (8.43%)

 **1.66 Average Pageviews**

Previous: 1.84 (-9.76%)

 **00:01:21 Time on Site**

Previous: 00:01:49 (-25.49%)

 **76.38% Bounce Rate**

Previous: 72.41% (5.49%)

 **56.41% New Visits**

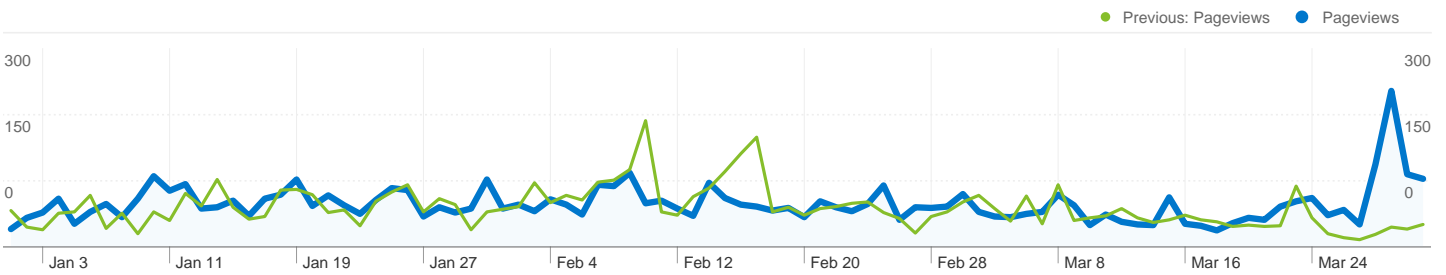
Previous: 61.97% (-8.96%)

Technical Profile

Browser	Visits	% visits	Connection Speed	Visits	% visits
Firefox			Unknown		
Jan 1, 2011 - Mar 31, 2011	1,217	34.67%	Jan 1, 2011 - Mar 31, 2011	1,865	53.13%
Oct 1, 2010 - Dec 31, 2010	1,051	35.98%	Oct 1, 2010 - Dec 31, 2010	544	18.62%
% Change	15.79%	-3.64%	% Change	242.83%	185.30%
Safari			Cable		
Jan 1, 2011 - Mar 31, 2011	1,184	33.73%	Jan 1, 2011 - Mar 31, 2011	678	19.32%
Oct 1, 2010 - Dec 31, 2010	878	30.06%	Oct 1, 2010 - Dec 31, 2010	942	32.25%
% Change	34.85%	12.22%	% Change	-28.03%	-40.10%


Internet Explorer		
Jan 1, 2011 - Mar 31, 2011	568	16.18%
Oct 1, 2010 - Dec 31, 2010	663	22.70%
% Change	-14.33%	-28.70%
Chrome		
Jan 1, 2011 - Mar 31, 2011	469	13.36%
Oct 1, 2010 - Dec 31, 2010	265	9.07%
% Change	76.98%	47.28%
Opera		
Jan 1, 2011 - Mar 31, 2011	41	1.17%
Oct 1, 2010 - Dec 31, 2010	39	1.34%
% Change	5.13%	-12.51%


DSL		
Jan 1, 2011 - Mar 31, 2011	600	17.09%
Oct 1, 2010 - Dec 31, 2010	855	29.27%
% Change	-29.82%	-41.60%
T1		
Jan 1, 2011 - Mar 31, 2011	342	9.74%
Oct 1, 2010 - Dec 31, 2010	535	18.32%
% Change	-36.07%	-46.80%
Dialup		
Jan 1, 2011 - Mar 31, 2011	23	0.66%
Oct 1, 2010 - Dec 31, 2010	39	1.34%
% Change	-41.03%	-50.92%



Pages on this site were viewed a total of 5,837 times

 **5,837 Pageviews**
Previous: 5,383 (8.43%)

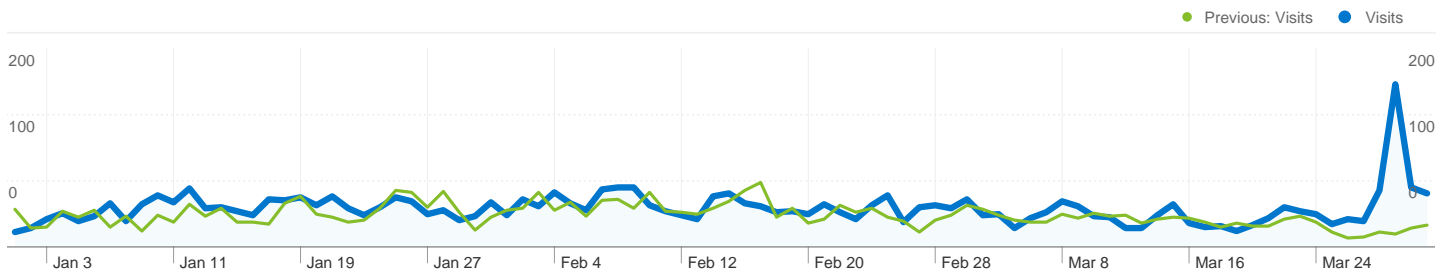
 **4,574 Unique Views**
Previous: 4,011 (14.04%)

 **76.38% Bounce Rate**
Previous: 72.41% (5.49%)

Top Content

Pages	Pageviews	% Pageviews
/index.html		
Jan 1, 2011 - Mar 31, 2011	2,354	40.33%
Oct 1, 2010 - Dec 31, 2010	1,870	34.74%
% Change	25.88%	16.09%
/CD/index.html		
Jan 1, 2011 - Mar 31, 2011	271	4.64%
Oct 1, 2010 - Dec 31, 2010	346	6.43%
% Change	-21.68%	-27.77%
/pep/mastering_fr.html		
Jan 1, 2011 - Mar 31, 2011	253	4.33%
Oct 1, 2010 - Dec 31, 2010	160	2.97%
% Change	58.13%	45.83%
/cec-conference/index.html		
Jan 1, 2011 - Mar 31, 2011	231	3.96%
Oct 1, 2010 - Dec 31, 2010	155	2.88%
% Change	49.03%	37.44%
/about.html		

Jan 1, 2011 - Mar 31, 2011	224	3.84%
Oct 1, 2010 - Dec 31, 2010	220	4.09%
% Change	1.82%	-6.10%

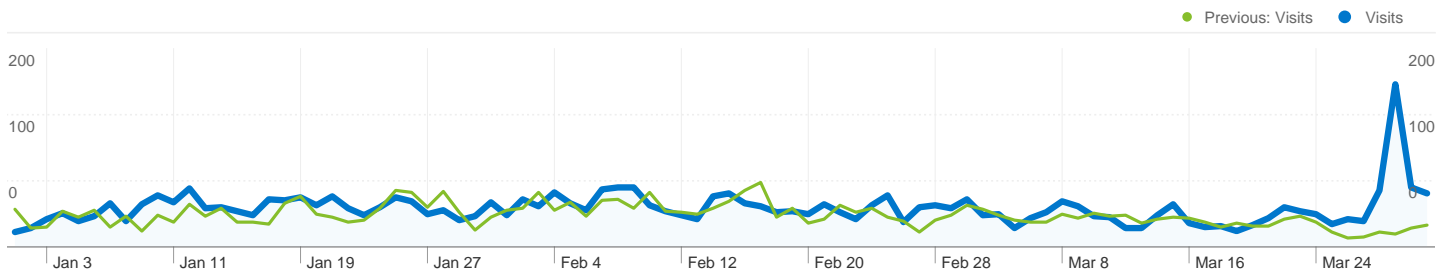


3,510 visits used 64 languages

Site Usage

Visits	Pages/Visit	Avg. Time on Site	% New Visits	Bounce Rate	
3,510 Previous: 2,921 (20.16%)	1.66 Previous: 1.84 (-9.76%)	00:01:21 Previous: 00:01:49 (-25.49%)	56.44% Previous: 62.03% (-9.02%)	76.38% Previous: 72.41% (5.49%)	
Language	Visits	Pages/Visit	Avg. Time on Site	% New Visits	Bounce Rate
en-us					
January 1, 2011 - March 31, 2011	2,161	1.63	00:01:30	45.16%	78.02%
October 1, 2010 - December 31, 2010	1,556	1.70	00:01:09	59.38%	73.97%
% Change	38.88%	-3.83%	30.71%	-23.94%	5.47%
fr					
January 1, 2011 - March 31, 2011	526	1.65	00:00:45	87.83%	76.05%
October 1, 2010 - December 31, 2010	490	1.62	00:00:50	84.29%	77.14%
% Change	7.35%	1.82%	-8.85%	4.21%	-1.42%
fr-fr					
January 1, 2011 - March 31, 2011	115	1.87	00:01:04	52.17%	68.70%
October 1, 2010 - December 31, 2010	98	1.45	00:00:50	47.96%	83.67%
% Change	17.35%	29.03%	28.55%	8.79%	-17.90%
it					
January 1, 2011 - March 31, 2011	97	1.58	00:00:30	64.95%	82.47%
October 1, 2010 - December 31, 2010	35	2.86	00:02:24	77.14%	74.29%
% Change	177.14%	-44.79%	-79.12%	-15.81%	11.02%
en					
January 1, 2011 - March 31, 2011	92	2.00	00:03:07	63.04%	75.00%
October 1, 2010 - December 31, 2010	93	2.84	00:06:02	46.24%	58.06%
% Change	-1.08%	-29.55%	-48.29%	36.35%	29.17%
de					
January 1, 2011 - March 31, 2011	89	1.67	00:01:07	61.80%	68.54%

October 1, 2010 - December 31, 2010	93	1.57	00:01:05	37.63%	82.80%
% Change	-4.30%	6.64%	4.22%	64.21%	-17.22%
en-gb					
January 1, 2011 - March 31, 2011	88	1.84	00:00:54	69.32%	62.50%
October 1, 2010 - December 31, 2010	75	2.01	00:02:08	74.67%	68.00%
% Change	17.33%	-8.56%	-57.59%	-7.16%	-8.09%
es-es					
January 1, 2011 - March 31, 2011	41	2.17	00:01:50	80.49%	56.10%
October 1, 2010 - December 31, 2010	38	1.82	00:02:32	73.68%	65.79%
% Change	7.89%	19.55%	-27.53%	9.23%	-14.73%
de-de					
January 1, 2011 - March 31, 2011	35	1.26	00:00:29	34.29%	82.86%
October 1, 2010 - December 31, 2010	24	2.54	00:02:24	79.17%	33.33%
% Change	45.83%	-50.54%	-80.07%	-56.69%	148.57%
es					
January 1, 2011 - March 31, 2011	33	1.39	00:00:23	69.70%	78.79%
October 1, 2010 - December 31, 2010	33	1.70	00:00:55	87.88%	54.55%
% Change	0.00%	-17.86%	-58.43%	-20.69%	44.44%
					1 - 10 of 64



3,510 visits used 40 browser and OS combinations

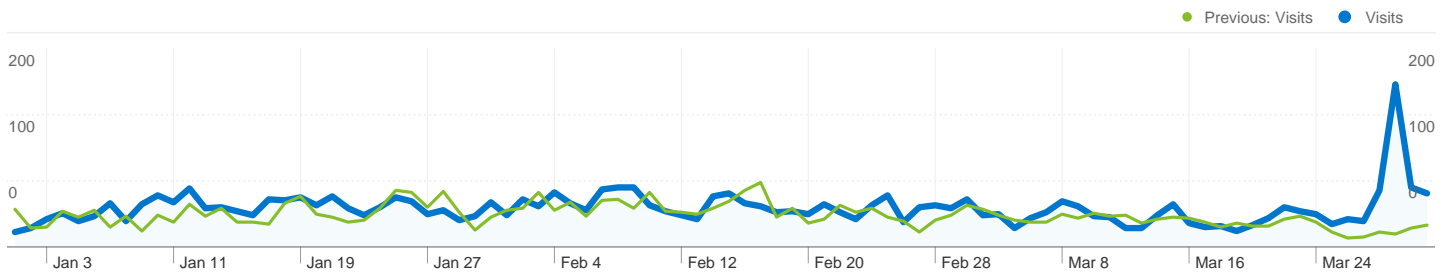
Site Usage

Visits	Pages/Visit	Avg. Time on Site	% New Visits	Bounce Rate	
3,510 Previous: 2,921 (20.16%)	1.66 Previous: 1.84 (-9.76%)	00:01:21 Previous: 00:01:49 (-25.49%)	56.44% Previous: 62.03% (-9.02%)	76.38% Previous: 72.41% (5.49%)	
Browser and OS	Visits	Pages/Visit	Avg. Time on Site	% New Visits	Bounce Rate
Safari / Macintosh					
January 1, 2011 - March 31, 2011	1,101	1.64	00:01:52	26.07%	80.11%
October 1, 2010 - December 31, 2010	825	1.60	00:01:02	33.94%	79.52%
% Change	33.45%	2.31%	80.87%	-23.19%	0.75%
Firefox / Windows					
January 1, 2011 - March 31, 2011	693	1.66	00:01:18	69.84%	74.17%
October 1, 2010 - December 31, 2010	650	1.76	00:01:28	67.38%	73.85%
% Change	6.62%	-5.38%	-11.37%	3.65%	0.44%
Internet Explorer / Windows					
January 1, 2011 - March 31, 2011	567	1.72	00:00:45	87.30%	74.60%
October 1, 2010 - December 31, 2010	663	2.01	00:02:36	81.00%	70.74%
% Change	-14.48%	-14.19%	-71.08%	7.79%	5.46%
Firefox / Macintosh					
January 1, 2011 - March 31, 2011	478	1.68	00:01:00	64.64%	71.76%
October 1, 2010 - December 31, 2010	356	2.10	00:02:17	68.54%	60.96%
% Change	34.27%	-19.95%	-56.18%	-5.68%	17.72%
Chrome / Windows					
January 1, 2011 - March 31, 2011	341	1.43	00:01:08	45.75%	81.23%
October 1, 2010 - December 31, 2010	181	1.94	00:02:19	77.90%	68.51%
% Change	88.40%	-26.26%	-51.26%	-41.27%	18.57%
Chrome / Macintosh					
January 1, 2011 - March 31, 2011	118	2.26	00:01:36	72.88%	61.02%

October 1, 2010 - December 31, 2010	76	1.66	00:00:46	61.84%	69.74%
% Change	55.26%	36.48%	108.88%	17.85%	-12.50%
Firefox / Linux					
January 1, 2011 - March 31, 2011	45	2.13	00:02:46	66.67%	64.44%
October 1, 2010 - December 31, 2010	44	1.75	00:00:40	84.09%	72.73%
% Change	2.27%	21.90%	313.15%	-20.72%	-11.39%
Opera / Windows					
January 1, 2011 - March 31, 2011	37	2.46	00:02:37	56.76%	72.97%
October 1, 2010 - December 31, 2010	33	4.06	00:10:52	39.39%	45.45%
% Change	12.12%	-39.43%	-75.94%	44.07%	60.54%
Safari / iPhone					
January 1, 2011 - March 31, 2011	28	1.54	00:01:42	82.14%	75.00%
October 1, 2010 - December 31, 2010	17	1.35	00:00:31	82.35%	70.59%
% Change	64.71%	13.51%	234.34%	-0.26%	6.25%
Safari / Linux					
January 1, 2011 - March 31, 2011	19	1.00	00:00:00	100.00%	100.00%
October 1, 2010 - December 31, 2010	4	1.00	00:00:00	100.00%	100.00%
% Change	375.00%	0.00%	0.00%	0.00%	0.00%
1 - 10 of 40					

Connection Speeds

Jan 1, 2011 - Mar 31, 2011
Comparing to: Oct 1, 2010 - Dec 31, 2010

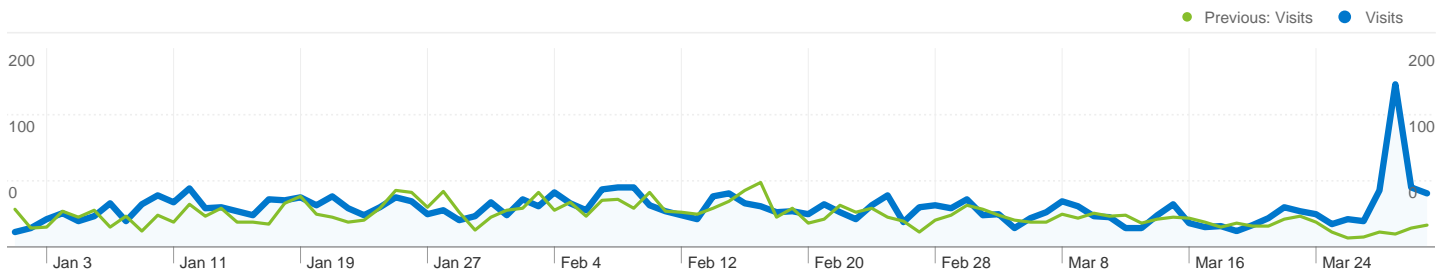


3,510 visits used 6 connection speeds

Site Usage

Visits	Pages/Visit	Avg. Time on Site	% New Visits	Bounce Rate	
3,510 Previous: 2,921 (20.16%)	1.66 Previous: 1.84 (-9.76%)	00:01:21 Previous: 00:01:49 (-25.49%)	56.44% Previous: 62.03% (-9.02%)	76.38% Previous: 72.41% (5.49%)	
Connection Speed	Visits	Pages/Visit	Avg. Time on Site	% New Visits	Bounce Rate
Unknown					
January 1, 2011 - March 31, 2011	1,865	1.60	00:01:34	52.76%	77.86%
October 1, 2010 - December 31, 2010	544	1.81	00:01:35	67.65%	71.51%
% Change	242.83%	-11.90%	-1.84%	-22.00%	8.88%
Cable					
January 1, 2011 - March 31, 2011	678	1.51	00:00:56	48.53%	83.04%
October 1, 2010 - December 31, 2010	942	1.60	00:01:00	51.06%	78.77%
% Change	-28.03%	-5.44%	-5.81%	-4.97%	5.42%
DSL					
January 1, 2011 - March 31, 2011	600	1.95	00:01:22	68.00%	66.17%
October 1, 2010 - December 31, 2010	855	1.99	00:02:07	71.70%	68.65%
% Change	-29.82%	-2.04%	-35.03%	-5.15%	-3.62%
T1					
January 1, 2011 - March 31, 2011	342	1.81	00:01:03	70.76%	72.51%
October 1, 2010 - December 31, 2010	535	2.07	00:03:06	59.25%	66.92%
% Change	-36.07%	-12.75%	-66.39%	19.42%	8.37%
Dialup					
January 1, 2011 - March 31, 2011	23	1.70	00:01:46	73.91%	82.61%
October 1, 2010 - December 31, 2010	39	1.77	00:01:25	71.79%	87.18%
% Change	-41.03%	-4.16%	25.46%	2.95%	-5.24%
OC3					
January 1, 2011 - March 31, 2011	2	1.00	00:00:00	50.00%	100.00%

October 1, 2010 - December 31, 2010	6	1.33	00:00:02	83.33%	83.33%
% Change	-66.67%	-25.00%	-100.00%	-40.00%	20.00%
					1 - 6 of 6

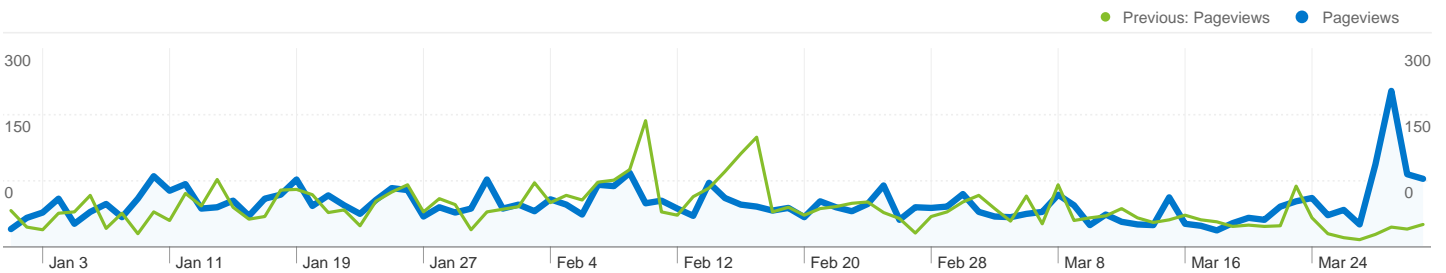


3,510 visits used 139 screen resolutions

Site Usage

Visits 3,510 Previous: 2,921 (20.16%)	Pages/Visit 1.66 Previous: 1.84 (-9.76%)	Avg. Time on Site 00:01:21 Previous: 00:01:49 (-25.49%)	% New Visits 56.44% Previous: 62.03% (-9.02%)	Bounce Rate 76.38% Previous: 72.41% (5.49%)	
Screen Resolution	Visits	Pages/Visit	Avg. Time on Site	% New Visits	Bounce Rate
1280x800					
January 1, 2011 - March 31, 2011	614	2.09	00:03:27	59.28%	63.68%
October 1, 2010 - December 31, 2010	633	2.13	00:03:11	59.24%	67.77%
% Change	-3.00%	-1.88%	8.39%	0.07%	-6.04%
1440x900					
January 1, 2011 - March 31, 2011	599	1.55	00:00:43	46.08%	79.47%
October 1, 2010 - December 31, 2010	515	1.66	00:01:24	49.32%	76.89%
% Change	16.31%	-6.89%	-48.70%	-6.58%	3.35%
1680x1050					
January 1, 2011 - March 31, 2011	419	1.55	00:00:48	43.68%	79.71%
October 1, 2010 - December 31, 2010	226	1.81	00:01:56	67.26%	68.58%
% Change	85.40%	-14.28%	-58.36%	-35.06%	16.23%
1920x1200					
January 1, 2011 - March 31, 2011	418	1.34	00:00:25	18.18%	89.00%
October 1, 2010 - December 31, 2010	281	1.35	00:00:33	22.42%	86.83%
% Change	48.75%	-1.11%	-24.87%	-18.90%	2.49%
1024x768					
January 1, 2011 - March 31, 2011	390	1.65	00:00:51	88.72%	78.72%
October 1, 2010 - December 31, 2010	357	1.85	00:01:27	84.31%	72.83%
% Change	9.24%	-11.09%	-40.71%	5.22%	8.09%
1280x1024					
January 1, 2011 - March 31, 2011	227	1.83	00:01:11	79.74%	69.60%

October 1, 2010 - December 31, 2010	213	2.21	00:01:42	84.04%	61.50%
% Change	6.57%	-17.32%	-30.22%	-5.12%	13.17%
1920x1080					
January 1, 2011 - March 31, 2011	164	1.71	00:01:35	53.05%	75.00%
October 1, 2010 - December 31, 2010	79	1.77	00:01:25	73.42%	68.35%
% Change	107.59%	-3.66%	12.53%	-27.74%	9.72%
1366x768					
January 1, 2011 - March 31, 2011	134	1.66	00:01:21	87.31%	72.39%
October 1, 2010 - December 31, 2010	183	1.81	00:01:10	52.46%	74.86%
% Change	-26.78%	-8.27%	15.30%	66.44%	-3.31%
980x613					
January 1, 2011 - March 31, 2011	58	1.14	00:02:44	0.00%	86.21%
October 1, 2010 - December 31, 2010	0	0.00	00:00:00	0.00%	0.00%
% Change	100.00%	100.00%	100.00%	0.00%	100.00%
1045x653					
January 1, 2011 - March 31, 2011	48	1.00	00:00:00	81.25%	100.00%
October 1, 2010 - December 31, 2010	1	1.00	00:00:00	100.00%	100.00%
% Change	4,700.00%	0.00%	0.00%	-18.75%	0.00%
					1 - 10 of 139



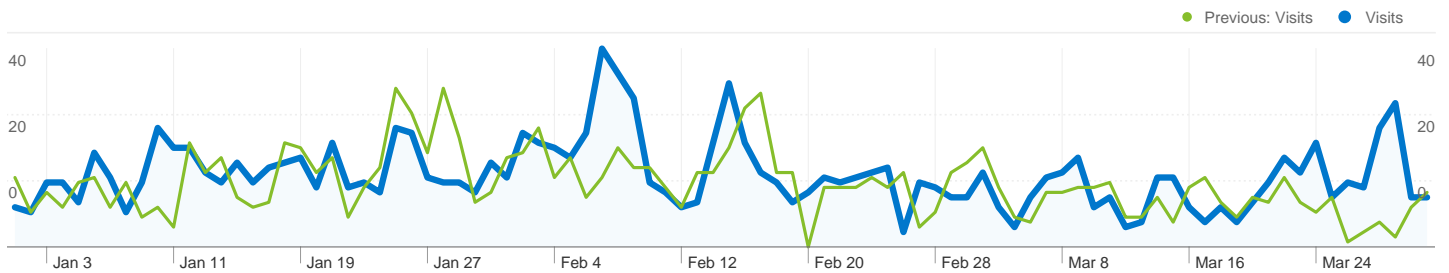
320 page titles were viewed a total of 5,837 times

Content Performance

Page Title	Pageviews	Unique Pageviews	Avg. Time on Page	Bounce Rate	% Exit	\$ Index
Pageviews 5,837 Previous: 5,383 (8.43%)						
Unique Pageviews 4,574 Previous: 4,011 (14.04%)						
Avg. Time on Page 00:02:03 Previous: 00:02:10 (-5.27%)						
Bounce Rate 76.38% Previous: 72.41% (5.49%)						
% Exit 60.13% Previous: 54.26% (10.82%)						
\$ Index \$0.00 Previous: \$0.00 (0.00%)						
CEC - Welcome to the CEC / Bienvenue à la CEC						
January 1, 2011 - March 31, 2011	2,343	1,863	00:03:03	76.26%	68.25%	\$0.00
October 1, 2010 - December 31, 2010	1,868	1,589	00:01:59	75.72%	71.57%	\$0.00
% Change	25.43%	17.24%	53.70%	0.71%	-4.65%	0.00%
CEC - eContact! 6.3 - Mastering						
January 1, 2011 - March 31, 2011	416	289	00:03:35	77.54%	67.55%	\$0.00
October 1, 2010 - December 31, 2010	195	125	00:02:56	70.73%	61.03%	\$0.00
% Change	113.33%	131.20%	22.02%	9.63%	10.69%	0.00%
CEC - CDs						
January 1, 2011 - March 31, 2011	282	170	00:01:14	43.01%	37.59%	\$0.00
October 1, 2010 - December 31, 2010	397	241	00:01:12	32.35%	28.72%	\$0.00
% Change	-28.97%	-29.46%	3.08%	32.94%	30.90%	0.00%
CEC - CEC-Conference						
January 1, 2011 - March 31, 2011	231	173	00:01:27	58.62%	44.59%	\$0.00
October 1, 2010 - December 31, 2010	157	117	00:01:14	52.31%	38.22%	\$0.00
% Change	47.13%	47.86%	17.34%	12.07%	16.67%	0.00%
CEC - About the CEC						
January 1, 2011 - March 31, 2011	224	189	00:01:47	66.29%	47.77%	\$0.00
October 1, 2010 - December 31, 2010	220	165	00:01:31	58.73%	42.27%	\$0.00

% Change	1.82%	14.55%	17.81%	12.88%	13.00%	0.00%
CEC - Toronto Electroacoustic Symposium 2011 - Appel/Call						
January 1, 2011 - March 31, 2011	207	187	00:03:03	87.71%	86.47%	\$0.00
October 1, 2010 - December 31, 2010	0	0	00:00:00	0.00%	0.00%	\$0.00
% Change	100.00%	100.00%	100.00%	100.00%	100.00%	0.00%
CEC - Membership						
January 1, 2011 - March 31, 2011	193	128	00:01:14	75.00%	38.34%	\$0.00
October 1, 2010 - December 31, 2010	153	93	00:00:45	48.48%	29.41%	\$0.00
% Change	26.14%	37.63%	62.49%	54.69%	30.36%	0.00%
CEC — Board of Directors - Conseil d'administration						
January 1, 2011 - March 31, 2011	186	142	00:01:01	75.36%	48.39%	\$0.00
October 1, 2010 - December 31, 2010	148	111	00:00:44	75.47%	45.27%	\$0.00
% Change	25.68%	27.93%	37.36%	-0.14%	6.88%	0.00%
CEC - Membres CEC Members						
January 1, 2011 - March 31, 2011	181	123	00:01:07	51.72%	30.39%	\$0.00
October 1, 2010 - December 31, 2010	201	128	00:01:22	58.54%	36.82%	\$0.00
% Change	-9.95%	-3.91%	-17.78%	-11.64%	-17.46%	0.00%
CEC - Plus						
January 1, 2011 - March 31, 2011	156	152	00:02:31	98.56%	91.67%	\$0.00
October 1, 2010 - December 31, 2010	11	10	00:00:34	33.33%	27.27%	\$0.00
% Change	1,318.18%	1,420.00%	342.72%	195.68%	236.11%	0.00%

1 - 10 of 320

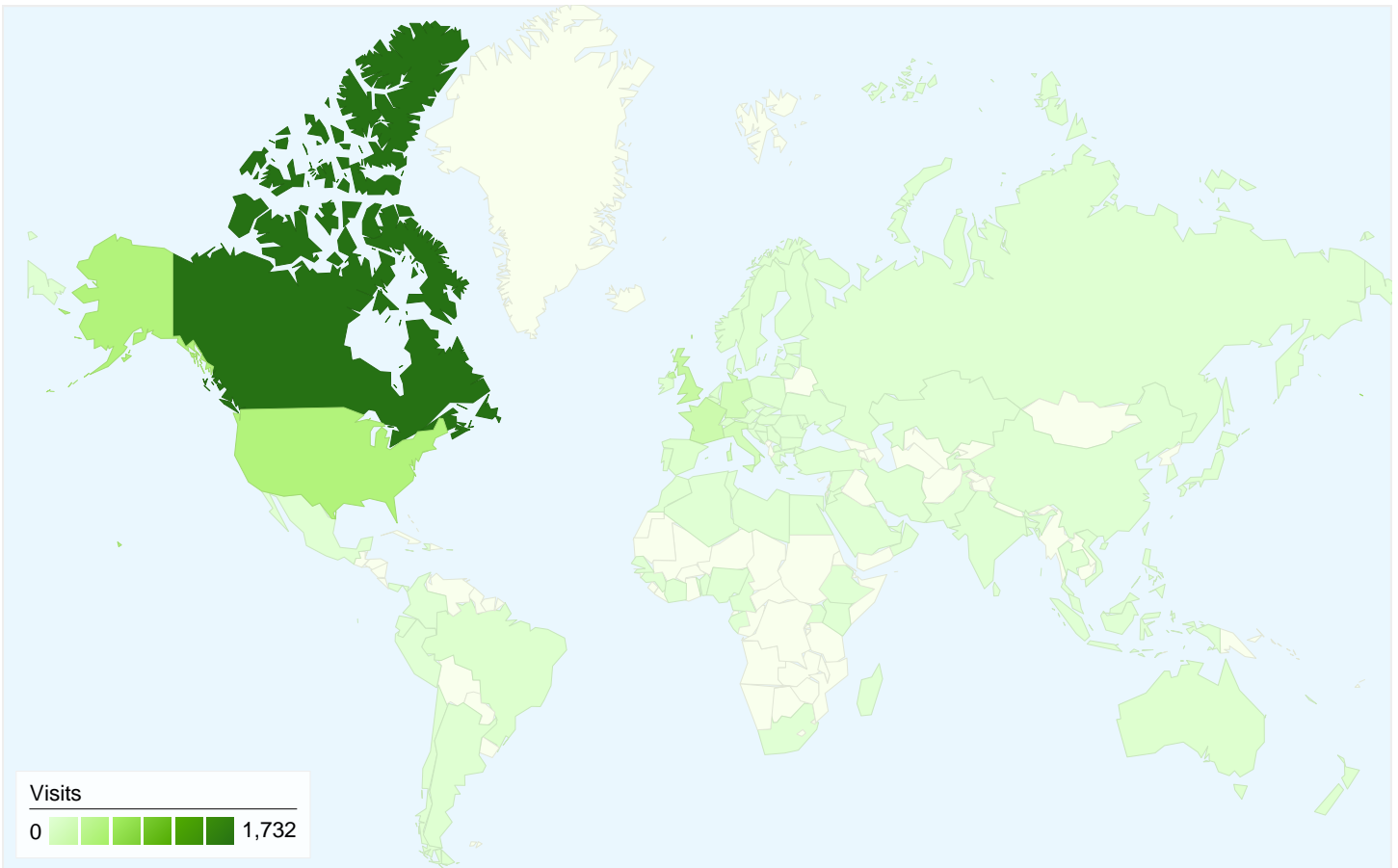


Search sent 1,317 total visits via 1,094 keywords

Site Usage

Visits	Pages/Visit	Avg. Time on Site	% New Visits	Bounce Rate	
1,317 Previous: 1,164 (13.14%)	1.93 Previous: 1.91 (1.26%)	00:02:06 Previous: 00:01:21 (56.09%)	63.33% Previous: 71.65% (-11.62%)	71.98% Previous: 71.99% (-0.02%)	
Keyword	Visits	Pages/Visit	Avg. Time on Site	% New Visits	Bounce Rate
cec					
January 1, 2011 - March 31, 2011	270	1.36	00:00:59	87.04%	87.78%
October 1, 2010 - December 31, 2010	236	1.25	00:00:10	77.54%	90.25%
% Change	14.41%	8.67%	481.16%	12.24%	-2.74%
canadian electroacoustic community					
January 1, 2011 - March 31, 2011	124	2.27	00:01:51	39.52%	58.06%
October 1, 2010 - December 31, 2010	55	2.82	00:01:47	69.09%	38.18%
% Change	125.45%	-19.59%	4.00%	-42.81%	52.07%
cec canadian electroacoustic					
January 1, 2011 - March 31, 2011	34	3.79	00:23:52	0.00%	26.47%
October 1, 2010 - December 31, 2010	5	4.40	00:00:49	40.00%	20.00%
% Change	580.00%	-13.77%	2,798.49%	-100.00%	32.35%
cecdiscuss					
January 1, 2011 - March 31, 2011	24	1.46	00:00:19	16.67%	83.33%
October 1, 2010 - December 31, 2010	2	1.50	00:00:07	50.00%	50.00%
% Change	1,100.00%	-2.78%	194.23%	-66.67%	66.67%
cec concordia					
January 1, 2011 - March 31, 2011	18	1.89	00:00:42	66.67%	50.00%
October 1, 2010 - December 31, 2010	24	1.75	00:02:51	58.33%	66.67%
% Change	-25.00%	7.94%	-75.20%	14.29%	-25.00%
canadian electro music cec					
January 1, 2011 - March 31, 2011	16	1.19	00:02:53	6.25%	87.50%

October 1, 2010 - December 31, 2010	0	0.00	00:00:00	0.00%	0.00%
% Change	100.00%	100.00%	100.00%	100.00%	100.00%
electroacoustic mastering					
January 1, 2011 - March 31, 2011	15	2.33	00:01:06	6.67%	80.00%
October 1, 2010 - December 31, 2010	0	0.00	00:00:00	0.00%	0.00%
% Change	100.00%	100.00%	100.00%	100.00%	100.00%
michel tétreault					
January 1, 2011 - March 31, 2011	14	1.00	00:00:00	0.00%	100.00%
October 1, 2010 - December 31, 2010	0	0.00	00:00:00	0.00%	0.00%
% Change	100.00%	100.00%	0.00%	0.00%	100.00%
canadian electroacoustic					
January 1, 2011 - March 31, 2011	13	2.46	00:00:27	53.85%	46.15%
October 1, 2010 - December 31, 2010	4	3.00	00:11:19	25.00%	75.00%
% Change	225.00%	-17.95%	-96.06%	115.38%	-38.46%
cec canada					
January 1, 2011 - March 31, 2011	11	1.45	00:00:13	100.00%	90.91%
October 1, 2010 - December 31, 2010	12	1.25	00:01:46	100.00%	75.00%
% Change	-8.33%	16.36%	-87.79%	0.00%	21.21%
1 - 10 of 1,094					



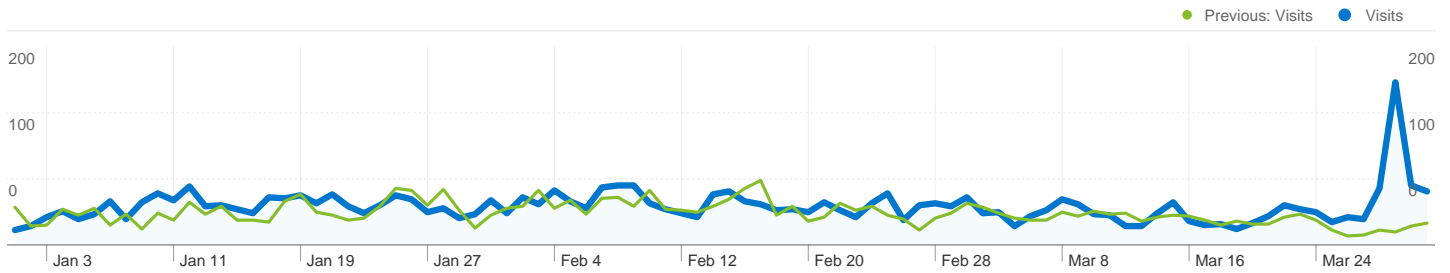
3,510 visits came from 102 countries/territories

Site Usage

Visits	Pages/Visit	Avg. Time on Site	% New Visits	Bounce Rate	
3,510 Previous: 2,921 (20.16%)	1.66 Previous: 1.84 (-9.76%)	00:01:21 Previous: 00:01:49 (-25.49%)	56.44% Previous: 62.03% (-9.02%)	76.38% Previous: 72.41% (5.49%)	
Country/Territory	Visits	Pages/Visit	Avg. Time on Site	% New Visits	Bounce Rate
Canada					
January 1, 2011 - March 31, 2011	1,732	1.58	00:00:56	47.58%	79.27%
October 1, 2010 - December 31, 2010	1,348	1.66	00:01:02	54.97%	76.85%
% Change	28.49%	-5.12%	-9.02%	-13.45%	3.15%
United States					
January 1, 2011 - March 31, 2011	455	1.50	00:00:53	52.31%	81.98%
October 1, 2010 - December 31, 2010	308	1.63	00:01:24	76.30%	73.38%
% Change	47.73%	-7.90%	-36.86%	-31.44%	11.72%
United Kingdom					
January 1, 2011 - March 31, 2011	254	2.34	00:05:54	51.18%	61.02%

October 1, 2010 - December 31, 2010	139	2.21	00:01:30	69.78%	64.03%
% Change	82.73%	6.06%	291.33%	-26.66%	-4.69%
France					
January 1, 2011 - March 31, 2011	202	1.80	00:01:13	86.14%	66.83%
October 1, 2010 - December 31, 2010	185	1.67	00:00:57	85.95%	73.51%
% Change	9.19%	7.59%	26.95%	0.22%	-9.09%
Germany					
January 1, 2011 - March 31, 2011	141	1.65	00:01:03	50.35%	71.63%
October 1, 2010 - December 31, 2010	114	1.54	00:00:59	42.98%	78.07%
% Change	23.68%	6.58%	8.26%	17.15%	-8.25%
Italy					
January 1, 2011 - March 31, 2011	125	1.64	00:00:55	61.60%	80.00%
October 1, 2010 - December 31, 2010	48	2.77	00:02:07	70.83%	70.83%
% Change	160.42%	-40.81%	-56.70%	-13.04%	12.94%
Belgium					
January 1, 2011 - March 31, 2011	45	1.60	00:00:43	86.67%	82.22%
October 1, 2010 - December 31, 2010	25	1.72	00:02:17	96.00%	68.00%
% Change	80.00%	-6.98%	-68.95%	-9.72%	20.92%
(not set)					
January 1, 2011 - March 31, 2011	32	1.03	00:00:03	90.62%	96.88%
October 1, 2010 - December 31, 2010	19	1.32	00:00:04	94.74%	84.21%
% Change	68.42%	-21.63%	-24.09%	-4.34%	15.04%
Spain					
January 1, 2011 - March 31, 2011	31	1.74	00:01:24	80.65%	61.29%
October 1, 2010 - December 31, 2010	26	1.50	00:00:58	96.15%	61.54%
% Change	19.23%	16.13%	45.48%	-16.13%	-0.40%
Brazil					
January 1, 2011 - March 31, 2011	31	1.19	00:00:01	77.42%	83.87%
October 1, 2010 - December 31, 2010	23	1.22	00:00:05	65.22%	82.61%
% Change	34.78%	-1.96%	-74.80%	18.71%	1.53%

1 - 10 of 102



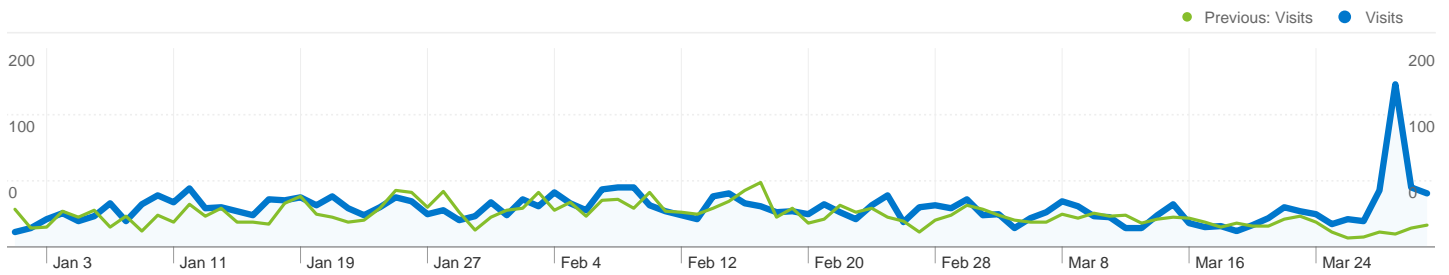
3,510 visits used 14 operating systems

Site Usage

Visits	Pages/Visit	Avg. Time on Site	% New Visits	Bounce Rate	
3,510 Previous: 2,921 (20.16%)	1.66 Previous: 1.84 (-9.76%)	00:01:21 Previous: 00:01:49 (-25.49%)	56.44% Previous: 62.03% (-9.02%)	76.38% Previous: 72.41% (5.49%)	
Operating System	Visits	Pages/Visit	Avg. Time on Site	% New Visits	Bounce Rate
Macintosh					
January 1, 2011 - March 31, 2011	1,701	1.69	00:01:36	40.21%	76.37%
October 1, 2010 - December 31, 2010	1,262	1.74	00:01:22	45.48%	73.69%
% Change	34.79%	-2.91%	17.73%	-11.59%	3.63%
Windows					
January 1, 2011 - March 31, 2011	1,651	1.65	00:01:06	70.62%	75.83%
October 1, 2010 - December 31, 2010	1,537	1.93	00:02:15	73.85%	71.31%
% Change	7.42%	-14.62%	-51.20%	-4.36%	6.35%
Linux					
January 1, 2011 - March 31, 2011	86	1.67	00:02:00	80.23%	76.74%
October 1, 2010 - December 31, 2010	64	1.67	00:00:32	87.50%	76.56%
% Change	34.38%	0.15%	268.47%	-8.31%	0.24%
iPhone					
January 1, 2011 - March 31, 2011	37	1.41	00:01:18	86.49%	81.08%
October 1, 2010 - December 31, 2010	20	1.30	00:00:26	85.00%	75.00%
% Change	85.00%	8.11%	197.66%	1.75%	8.11%
iPad					
January 1, 2011 - March 31, 2011	13	1.23	00:00:11	92.31%	92.31%
October 1, 2010 - December 31, 2010	5	5.40	00:03:12	80.00%	20.00%
% Change	160.00%	-77.21%	-94.22%	15.38%	361.54%
iPod					
January 1, 2011 - March 31, 2011	8	1.00	00:00:00	87.50%	100.00%

October 1, 2010 - December 31, 2010	5	1.80	00:00:29	100.00%	60.00%
% Change	60.00%	-44.44%	-100.00%	-12.50%	66.67%
(not set)					
January 1, 2011 - March 31, 2011	6	1.00	00:00:00	66.67%	100.00%
October 1, 2010 - December 31, 2010	12	1.25	00:04:40	100.00%	83.33%
% Change	-50.00%	-20.00%	-100.00%	-33.33%	20.00%
Android					
January 1, 2011 - March 31, 2011	5	1.00	00:00:00	100.00%	100.00%
October 1, 2010 - December 31, 2010	12	1.92	00:02:23	41.67%	66.67%
% Change	-58.33%	-47.83%	-100.00%	140.00%	50.00%
SymbianOS					
January 1, 2011 - March 31, 2011	2	1.00	00:00:00	100.00%	100.00%
October 1, 2010 - December 31, 2010	0	0.00	00:00:00	0.00%	0.00%
% Change	100.00%	100.00%	0.00%	100.00%	100.00%
Nokia					
January 1, 2011 - March 31, 2011	1	1.00	00:00:00	0.00%	100.00%
October 1, 2010 - December 31, 2010	0	0.00	00:00:00	0.00%	0.00%
% Change	100.00%	100.00%	0.00%	0.00%	100.00%

1 - 10 of 14

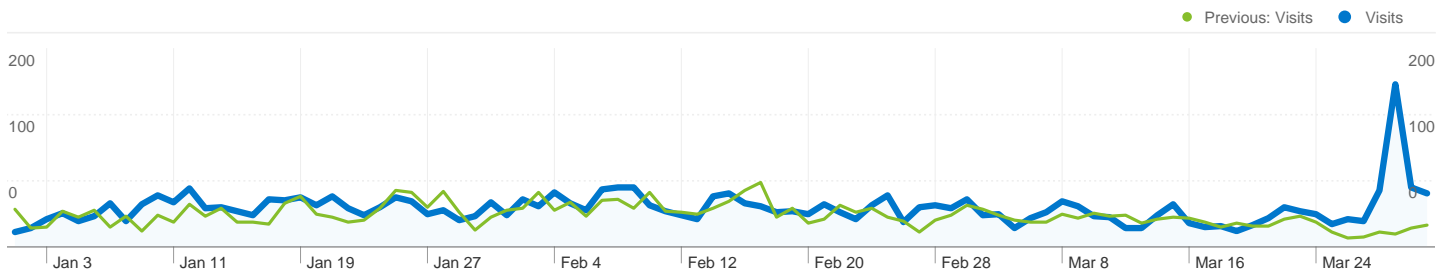


3,510 visits used 16 browsers

Site Usage

Visits 3,510 Previous: 2,921 (20.16%)	Pages/Visit 1.66 Previous: 1.84 (-9.76%)	Avg. Time on Site 00:01:21 Previous: 00:01:49 (-25.49%)	% New Visits 56.44% Previous: 62.03% (-9.02%)	Bounce Rate 76.38% Previous: 72.41% (5.49%)	
Browser	Visits	Pages/Visit	Avg. Time on Site	% New Visits	Bounce Rate
Firefox					
January 1, 2011 - March 31, 2011	1,217	1.69	00:01:14	67.71%	72.88%
October 1, 2010 - December 31, 2010	1,051	1.87	00:01:43	68.51%	69.36%
% Change	15.79%	-10.00%	-27.72%	-1.17%	5.08%
Safari					
January 1, 2011 - March 31, 2011	1,184	1.61	00:01:47	30.24%	80.66%
October 1, 2010 - December 31, 2010	878	1.61	00:01:06	36.45%	78.93%
% Change	34.85%	-0.24%	62.35%	-17.04%	2.19%
Internet Explorer					
January 1, 2011 - March 31, 2011	568	1.72	00:00:45	87.32%	74.65%
October 1, 2010 - December 31, 2010	663	2.01	00:02:36	81.00%	70.74%
% Change	-14.33%	-14.26%	-71.13%	7.81%	5.53%
Chrome					
January 1, 2011 - March 31, 2011	469	1.65	00:01:19	53.52%	75.69%
October 1, 2010 - December 31, 2010	265	1.87	00:01:49	73.58%	68.68%
% Change	76.98%	-11.94%	-27.33%	-27.27%	10.21%
Opera					
January 1, 2011 - March 31, 2011	41	2.37	00:02:32	58.54%	73.17%
October 1, 2010 - December 31, 2010	39	3.64	00:09:12	48.72%	51.28%
% Change	5.13%	-35.02%	-72.42%	20.15%	42.68%
Mozilla Compatible Agent					
January 1, 2011 - March 31, 2011	15	1.07	00:00:27	93.33%	93.33%

October 1, 2010 - December 31, 2010	7	1.00	00:00:00	100.00%	100.00%
% Change	114.29%	6.67%	100.00%	-6.67%	-6.67%
Konqueror					
January 1, 2011 - March 31, 2011	7	1.00	00:00:00	100.00%	100.00%
October 1, 2010 - December 31, 2010	3	1.00	00:00:00	100.00%	100.00%
% Change	133.33%	0.00%	0.00%	0.00%	0.00%
Mozilla					
January 1, 2011 - March 31, 2011	6	1.00	00:00:00	66.67%	100.00%
October 1, 2010 - December 31, 2010	4	1.50	00:00:15	50.00%	50.00%
% Change	50.00%	-33.33%	-100.00%	33.33%	100.00%
Camino					
January 1, 2011 - March 31, 2011	1	1.00	00:00:00	100.00%	100.00%
October 1, 2010 - December 31, 2010	2	1.00	00:00:00	0.00%	100.00%
% Change	-50.00%	0.00%	0.00%	100.00%	0.00%
NokiaN8-00					
January 1, 2011 - March 31, 2011	1	1.00	00:00:00	100.00%	100.00%
October 1, 2010 - December 31, 2010	0	0.00	00:00:00	0.00%	0.00%
% Change	100.00%	100.00%	0.00%	100.00%	100.00%
1 - 10 of 16					



3,510 visits used 7 screen colors

Site Usage

Visits 3,510 Previous: 2,921 (20.16%)	Pages/Visit 1.66 Previous: 1.84 (-9.76%)	Avg. Time on Site 00:01:21 Previous: 00:01:49 (-25.49%)	% New Visits 56.44% Previous: 62.03% (-9.02%)	Bounce Rate 76.38% Previous: 72.41% (5.49%)	
Screen Colors	Visits	Pages/Visit	Avg. Time on Site	% New Visits	Bounce Rate
24-bit					
January 1, 2011 - March 31, 2011	2,413	1.68	00:01:32	48.86%	76.17%
October 1, 2010 - December 31, 2010	1,869	1.74	00:01:23	52.38%	74.00%
% Change	29.11%	-3.44%	10.94%	-6.72%	2.94%
32-bit					
January 1, 2011 - March 31, 2011	1,052	1.63	00:00:58	72.15%	76.62%
October 1, 2010 - December 31, 2010	987	2.06	00:02:45	78.62%	68.69%
% Change	6.59%	-20.75%	-64.79%	-8.23%	11.53%
16-bit					
January 1, 2011 - March 31, 2011	42	1.38	00:00:53	97.62%	80.95%
October 1, 2010 - December 31, 2010	58	1.45	00:00:16	89.66%	84.48%
% Change	-27.59%	-4.65%	224.78%	8.88%	-4.18%
12-bit					
January 1, 2011 - March 31, 2011	1	1.00	00:00:00	100.00%	100.00%
October 1, 2010 - December 31, 2010	2	1.00	00:00:00	0.00%	100.00%
% Change	-50.00%	0.00%	0.00%	100.00%	0.00%
16777216-bit					
January 1, 2011 - March 31, 2011	1	1.00	00:00:00	0.00%	100.00%
October 1, 2010 - December 31, 2010	0	0.00	00:00:00	0.00%	0.00%
% Change	100.00%	100.00%	0.00%	0.00%	100.00%
4-bit					
January 1, 2011 - March 31, 2011	1	1.00	00:00:00	100.00%	100.00%

October 1, 2010 - December 31, 2010	4	1.50	00:00:12	100.00%	75.00%
% Change	-75.00%	-33.33%	-100.00%	0.00%	33.33%
8-bit					
January 1, 2011 - March 31, 2011	0	0.00	00:00:00	0.00%	0.00%
October 1, 2010 - December 31, 2010	1	2.00	00:00:13	100.00%	0.00%
% Change	-100.00%	-100.00%	-100.00%	-100.00%	0.00%
					1 - 7 of 7