

Site Usage

2,921 Visits

Previous: 984 (196.85%)

72.41% Bounce Rate

Previous: 72.46% (-0.07%)

5,383 Pageviews

Previous: 1,793 (200.22%)

00:01:49 Avg. Time on Site

Previous: 00:01:26 (27.40%)

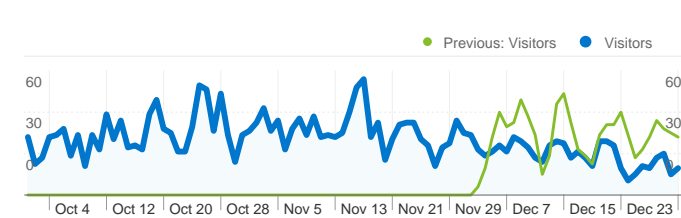
1.84 Pages/Visit

Previous: 1.82 (1.14%)

61.97% % New Visits

Previous: 64.43% (-3.83%)

Visitors Overview



Visitors
1,871

Content by Title

Page Title	Pageviews	% visits
CEC - Welcome to the CEC / Bienvenue à la CEC		
Oct 1, 2010 - Dec 31, 2010	1,868	34.70%
Jul 1, 2010 - Sep 30, 2010	725	40.44%
% Change	157.66%	-14.18%
CEC - DISContact! III CDs		
Oct 1, 2010 - Dec 31, 2010	556	10.33%
Jul 1, 2010 - Sep 30, 2010	41	2.29%
% Change	1,256.10%	351.70%
CEC - CDs		
Oct 1, 2010 - Dec 31, 2010	397	7.38%
Jul 1, 2010 - Sep 30, 2010	136	7.59%
% Change	191.91%	-2.77%
CEC - About the CEC		
Oct 1, 2010 - Dec 31, 2010	220	4.09%
Jul 1, 2010 - Sep 30, 2010	73	4.07%
% Change	201.37%	0.38%
CEC - Membres CEC Members		

Content Overview

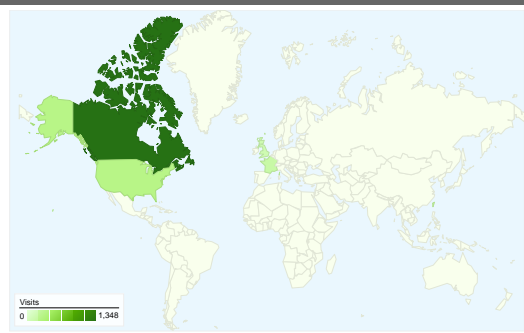
Pages	Pageviews	% Pageviews
/index.html		
Oct 1, 2010 - Dec 31, 2010	1,870	34.74%
Jul 1, 2010 - Sep 30, 2010	725	40.44%
% Change	157.93%	-14.09%
/DISContact_III/index.html		
Oct 1, 2010 - Dec 31, 2010	556	10.33%
Jul 1, 2010 - Sep 30, 2010	41	2.29%
% Change	1,256.10%	351.70%
/CD/index.html		
Oct 1, 2010 - Dec 31, 2010	346	6.43%
Jul 1, 2010 - Sep 30, 2010	123	6.86%
% Change	181.30%	-6.30%
/about.html		
Oct 1, 2010 - Dec 31, 2010	220	4.09%
Jul 1, 2010 - Sep 30, 2010	73	4.07%
% Change	201.37%	0.38%
/members/index.html		
Oct 1, 2010 - Dec 31, 2010	201	3.73%
Jul 1, 2010 - Sep 30, 2010	85	4.74%
% Change	136.47%	-21.24%

Oct 1, 2010 - Dec 31, 2010	201	3.73%
Jul 1, 2010 - Sep 30, 2010	85	4.74%
% Change	136.47%	-21.24%

Keywords

Keyword	Visits	% visits
cec		
Oct 1, 2010 - Dec 31, 2010	236	20.27%
Jul 1, 2010 - Sep 30, 2010	67	17.45%
% Change	252.24%	16.20%
canadian electroacoustic community		
Oct 1, 2010 - Dec 31, 2010	55	4.73%
Jul 1, 2010 - Sep 30, 2010	16	4.17%
% Change	243.75%	13.40%
électro clips		
Oct 1, 2010 - Dec 31, 2010	28	2.41%
Jul 1, 2010 - Sep 30, 2010	0	0.00%
% Change	100.00%	100.00%
cec concordia		
Oct 1, 2010 - Dec 31, 2010	24	2.06%
Jul 1, 2010 - Sep 30, 2010	6	1.56%
% Change	300.00%	31.96%
cec cds		
Oct 1, 2010 - Dec 31, 2010	17	1.46%
Jul 1, 2010 - Sep 30, 2010	0	0.00%
% Change	100.00%	100.00%

Map Overlay



Languages		
Language	Visits	% visits
en-us		
Oct 1, 2010 - Dec 31, 2010	1,556	53.27%
Jul 1, 2010 - Sep 30, 2010	603	61.28%
% Change	158.04%	-13.07%
fr		
Oct 1, 2010 - Dec 31, 2010	490	16.78%
Jul 1, 2010 - Sep 30, 2010	159	16.16%
% Change	208.18%	3.82%
zh-tw		
Oct 1, 2010 - Dec 31, 2010	174	5.96%
Jul 1, 2010 - Sep 30, 2010	26	2.64%
% Change	569.23%	125.44%
fr-fr		
Oct 1, 2010 - Dec 31, 2010	98	3.36%
Jul 1, 2010 - Sep 30, 2010	63	6.40%
% Change	55.56%	-47.60%
de		
Oct 1, 2010 - Dec 31, 2010	93	3.18%
Jul 1, 2010 - Sep 30, 2010	14	1.42%
% Change	564.29%	123.78%

Operating Systems		
Operating System	Visits	% visits
Windows		
Oct 1, 2010 - Dec 31, 2010	1,537	52.62%
Jul 1, 2010 - Sep 30, 2010	466	47.36%
% Change	229.83%	11.11%
Macintosh		
Oct 1, 2010 - Dec 31, 2010	1,262	43.20%
Jul 1, 2010 - Sep 30, 2010	488	49.59%
% Change	158.61%	-12.88%
Linux		
Oct 1, 2010 - Dec 31, 2010	64	2.19%
Jul 1, 2010 - Sep 30, 2010	20	2.03%
% Change	220.00%	7.80%
iPhone		
Oct 1, 2010 - Dec 31, 2010	20	0.68%
Jul 1, 2010 - Sep 30, 2010	3	0.30%
% Change	566.67%	124.58%
(not set)		
Oct 1, 2010 - Dec 31, 2010	12	0.41%
Jul 1, 2010 - Sep 30, 2010	4	0.41%
% Change	200.00%	1.06%

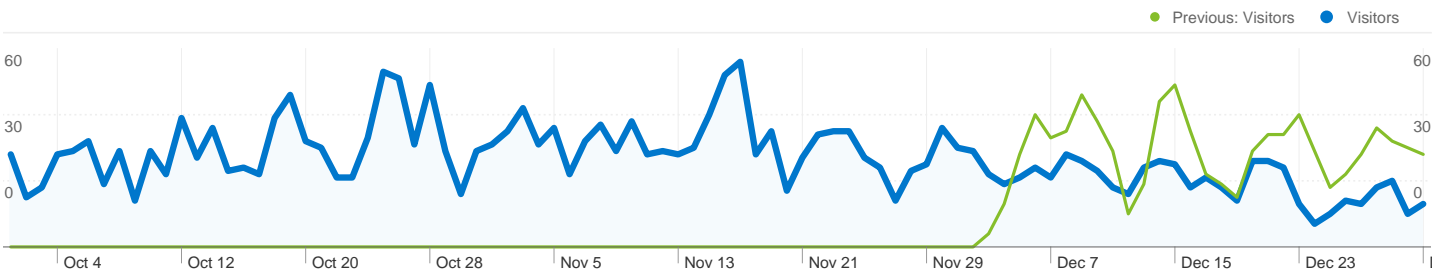
Browsers and OS		
Browser and OS	Visits	% visits
Safari / Macintosh		
Oct 1, 2010 - Dec 31, 2010	825	28.24%
Jul 1, 2010 - Sep 30, 2010	335	34.04%
% Change	146.27%	-17.04%
Internet Explorer / Windows		
Oct 1, 2010 - Dec 31, 2010	663	22.70%
Jul 1, 2010 - Sep 30, 2010	224	22.76%
% Change	195.98%	-0.29%
Firefox / Windows		
Oct 1, 2010 - Dec 31, 2010	650	22.25%
Jul 1, 2010 - Sep 30, 2010	183	18.60%
% Change	255.19%	19.65%
Firefox / Macintosh		
Oct 1, 2010 - Dec 31, 2010	356	12.19%
Jul 1, 2010 - Sep 30, 2010	128	13.01%
% Change	178.12%	-6.31%
Chrome / Windows		
Oct 1, 2010 - Dec 31, 2010	181	6.20%
Jul 1, 2010 - Sep 30, 2010	54	5.49%
% Change	235.19%	12.91%

Browsers		
Browser	Visits	% visits
Firefox		
Oct 1, 2010 - Dec 31, 2010	1,051	35.98%
Jul 1, 2010 - Sep 30, 2010	327	33.23%
% Change	221.41%	8.27%
Safari		
Oct 1, 2010 - Dec 31, 2010	878	30.06%
Jul 1, 2010 - Sep 30, 2010	343	34.86%
% Change	155.98%	-13.77%
Internet Explorer		
Oct 1, 2010 - Dec 31, 2010	663	22.70%
Jul 1, 2010 - Sep 30, 2010	224	22.76%
% Change	195.98%	-0.29%
Chrome		
Oct 1, 2010 - Dec 31, 2010	265	9.07%
Jul 1, 2010 - Sep 30, 2010	77	7.83%
% Change	244.16%	15.94%
Opera		
Oct 1, 2010 - Dec 31, 2010	39	1.34%
Jul 1, 2010 - Sep 30, 2010	7	0.71%
% Change	457.14%	87.69%

Connection Speeds		
Connection Speed	Visits	% visits
Cable		
Oct 1, 2010 - Dec 31, 2010	942	32.25%
Jul 1, 2010 - Sep 30, 2010	338	34.35%
% Change	178.70%	-6.11%
DSL		
Oct 1, 2010 - Dec 31, 2010	855	29.27%
Jul 1, 2010 - Sep 30, 2010	311	31.61%
% Change	174.92%	-7.39%
Unknown		
Oct 1, 2010 - Dec 31, 2010	544	18.62%
Jul 1, 2010 - Sep 30, 2010	160	16.26%
% Change	240.00%	14.54%
T1		
Oct 1, 2010 - Dec 31, 2010	535	18.32%
Jul 1, 2010 - Sep 30, 2010	168	17.07%
% Change	218.45%	7.28%
Dialup		
Oct 1, 2010 - Dec 31, 2010	39	1.34%
Jul 1, 2010 - Sep 30, 2010	5	0.51%
% Change	680.00%	162.76%

Screen Colors		
Screen Colors	Visits	% visits
24-bit		
Oct 1, 2010 - Dec 31, 2010	1,869	63.98%
Jul 1, 2010 - Sep 30, 2010	638	64.84%
% Change	192.95%	-1.31%
32-bit		
Oct 1, 2010 - Dec 31, 2010	987	33.79%
Jul 1, 2010 - Sep 30, 2010	330	33.54%
% Change	199.09%	0.76%
16-bit		
Oct 1, 2010 - Dec 31, 2010	58	1.99%
Jul 1, 2010 - Sep 30, 2010	14	1.42%
% Change	314.29%	39.56%
4-bit		
Oct 1, 2010 - Dec 31, 2010	4	0.14%
Jul 1, 2010 - Sep 30, 2010	0	0.00%
% Change	100.00%	100.00%
12-bit		
Oct 1, 2010 - Dec 31, 2010	2	0.07%
Jul 1, 2010 - Sep 30, 2010	0	0.00%
% Change	100.00%	100.00%

Screen Resolutions		
Screen Resolution	Visits	% visits
1280x800		
Oct 1, 2010 - Dec 31, 2010	633	21.67%
Jul 1, 2010 - Sep 30, 2010	175	17.78%
% Change	261.71%	21.85%
1440x900		
Oct 1, 2010 - Dec 31, 2010	515	17.63%
Jul 1, 2010 - Sep 30, 2010	191	19.41%
% Change	169.63%	-9.17%
1024x768		
Oct 1, 2010 - Dec 31, 2010	357	12.22%
Jul 1, 2010 - Sep 30, 2010	121	12.30%
% Change	195.04%	-0.61%
1920x1200		
Oct 1, 2010 - Dec 31, 2010	281	9.62%
Jul 1, 2010 - Sep 30, 2010	147	14.94%
% Change	91.16%	-35.60%
1680x1050		
Oct 1, 2010 - Dec 31, 2010	226	7.74%
Jul 1, 2010 - Sep 30, 2010	92	9.35%
% Change	145.65%	-17.25%



1,871 people visited this site

 **2,921 Visits**

Previous: 984 (196.85%)

 **1,871 Absolute Unique Visitors**

Previous: 634 (195.11%)

 **5,383 Pageviews**

Previous: 1,793 (200.22%)

 **1.84 Average Pageviews**


Previous: 1.82 (1.14%)

 **00:01:49 Time on Site**

Previous: 00:01:26 (27.40%)

 **72.41% Bounce Rate**

Previous: 72.46% (-0.07%)

 **61.97% New Visits**

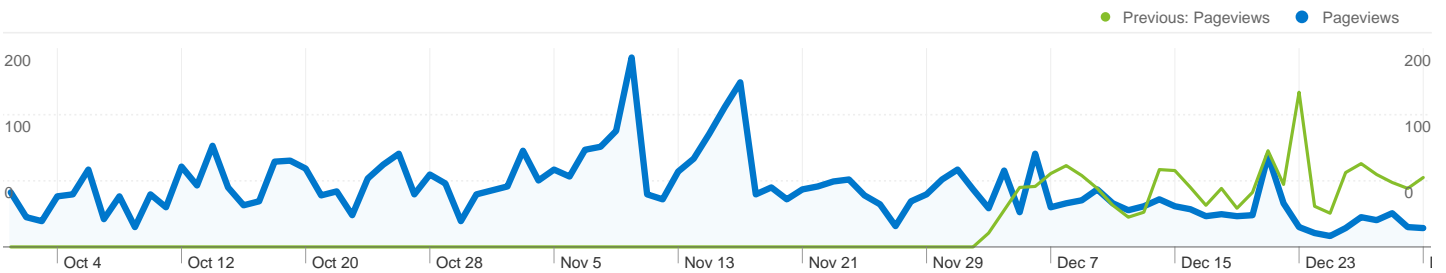
Previous: 64.43% (-3.83%)

Technical Profile

Browser	Visits	% visits	Connection Speed	Visits	% visits
Firefox			Cable		
Oct 1, 2010 - Dec 31, 2010	1,051	35.98%	Oct 1, 2010 - Dec 31, 2010	942	32.25%
Jul 1, 2010 - Sep 30, 2010	327	33.23%	Jul 1, 2010 - Sep 30, 2010	338	34.35%
% Change	221.41%	8.27%	% Change	178.70%	-6.11%
Safari			DSL		
Oct 1, 2010 - Dec 31, 2010	878	30.06%	Oct 1, 2010 - Dec 31, 2010	855	29.27%
Jul 1, 2010 - Sep 30, 2010	343	34.86%	Jul 1, 2010 - Sep 30, 2010	311	31.61%
% Change	155.98%	-13.77%	% Change	174.92%	-7.39%

Internet Explorer		
Oct 1, 2010 - Dec 31, 2010	663	22.70%
Jul 1, 2010 - Sep 30, 2010	224	22.76%
% Change	195.98%	-0.29%
Chrome		
Oct 1, 2010 - Dec 31, 2010	265	9.07%
Jul 1, 2010 - Sep 30, 2010	77	7.83%
% Change	244.16%	15.94%
Opera		
Oct 1, 2010 - Dec 31, 2010	39	1.34%
Jul 1, 2010 - Sep 30, 2010	7	0.71%
% Change	457.14%	87.69%


Unknown		
Oct 1, 2010 - Dec 31, 2010	544	18.62%
Jul 1, 2010 - Sep 30, 2010	160	16.26%
% Change	240.00%	14.54%
T1		
Oct 1, 2010 - Dec 31, 2010	535	18.32%
Jul 1, 2010 - Sep 30, 2010	168	17.07%
% Change	218.45%	7.28%
Dialup		
Oct 1, 2010 - Dec 31, 2010	39	1.34%
Jul 1, 2010 - Sep 30, 2010	5	0.51%
% Change	680.00%	162.76%



Pages on this site were viewed a total of 5,383 times

 **5,383 Pageviews**

Previous: 1,793 (200.22%)

 **4,011 Unique Views**

Previous: 1,333 (200.90%)

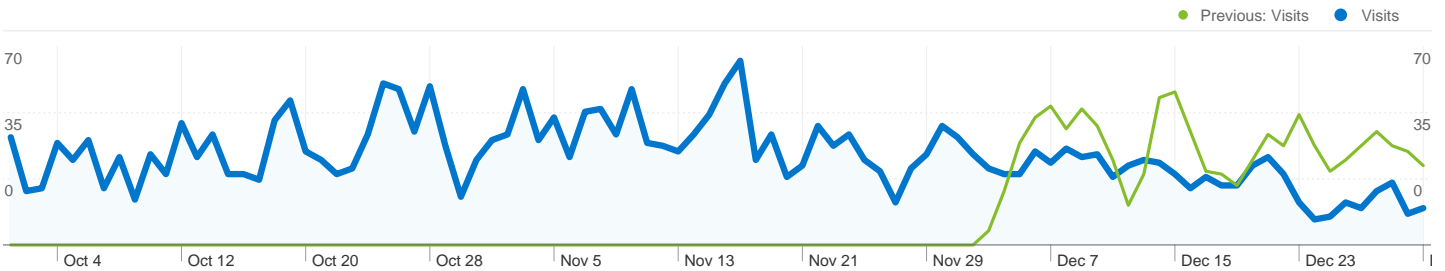
 **72.41% Bounce Rate**

Previous: 72.46% (-0.07%)

Top Content

Pages	Pageviews	% Pageviews
/index.html		
Oct 1, 2010 - Dec 31, 2010	1,870	34.74%
Jul 1, 2010 - Sep 30, 2010	725	40.44%
% Change	157.93%	-14.09%
/DISContact_III/index.html		
Oct 1, 2010 - Dec 31, 2010	556	10.33%
Jul 1, 2010 - Sep 30, 2010	41	2.29%
% Change	1,256.10%	351.70%
/CD/index.html		
Oct 1, 2010 - Dec 31, 2010	346	6.43%
Jul 1, 2010 - Sep 30, 2010	123	6.86%
% Change	181.30%	-6.30%
/about.html		
Oct 1, 2010 - Dec 31, 2010	220	4.09%
Jul 1, 2010 - Sep 30, 2010	73	4.07%
% Change	201.37%	0.38%
/members/index.html		

Oct 1, 2010 - Dec 31, 2010	201	3.73%
Jul 1, 2010 - Sep 30, 2010	85	4.74%
% Change	136.47%	-21.24%

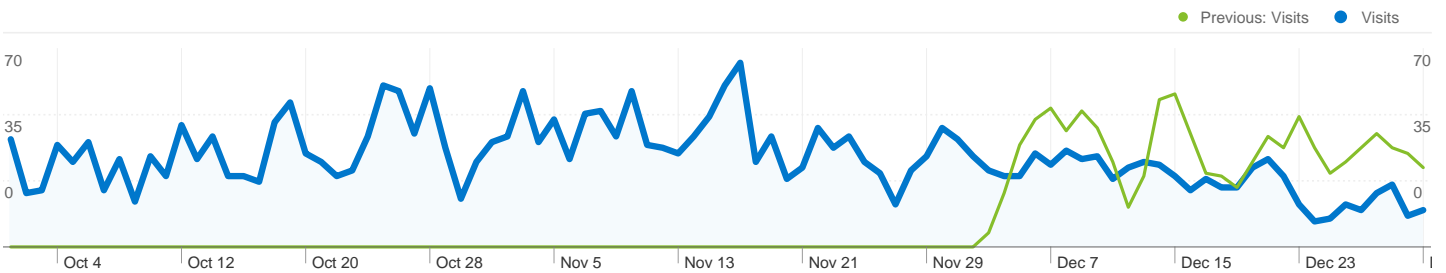


2,921 visits used 55 languages

Site Usage

Visits	Pages/Visit	Avg. Time on Site	% New Visits	Bounce Rate	
2,921 Previous: 984 (196.85%)	1.84 Previous: 1.82 (1.14%)	00:01:49 Previous: 00:01:26 (27.40%)	62.03% Previous: 64.63% (-4.02%)	72.41% Previous: 72.46% (-0.07%)	
Language	Visits	Pages/Visit	Avg. Time on Site	% New Visits	Bounce Rate
en-us					
October 1, 2010 - December 31, 2010	1,556	1.70	00:01:09	59.38%	73.97%
July 1, 2010 - September 30, 2010	603	1.64	00:00:57	59.70%	75.12%
% Change	158.04%	3.76%	21.27%	-0.53%	-1.53%
fr					
October 1, 2010 - December 31, 2010	490	1.62	00:00:50	84.29%	77.14%
July 1, 2010 - September 30, 2010	159	1.74	00:02:03	88.68%	70.44%
% Change	208.18%	-6.75%	-59.37%	-4.95%	9.52%
zh-tw					
October 1, 2010 - December 31, 2010	174	3.31	00:09:36	17.82%	52.87%
July 1, 2010 - September 30, 2010	26	5.81	00:03:07	26.92%	53.85%
% Change	569.23%	-43.00%	208.74%	-33.83%	-1.81%
fr-fr					
October 1, 2010 - December 31, 2010	98	1.45	00:00:50	47.96%	83.67%
July 1, 2010 - September 30, 2010	63	1.37	00:02:02	25.40%	79.37%
% Change	55.56%	6.15%	-59.28%	88.84%	5.43%
de					
October 1, 2010 - December 31, 2010	93	1.57	00:01:05	37.63%	82.80%
July 1, 2010 - September 30, 2010	14	1.57	00:00:14	100.00%	57.14%
% Change	564.29%	-0.10%	373.76%	-62.37%	44.89%
en					
October 1, 2010 - December 31, 2010	93	2.84	00:06:02	46.24%	58.06%

July 1, 2010 - September 30, 2010	14	1.79	00:00:23	71.43%	64.29%
% Change	564.29%	58.97%	1,497.36%	-35.27%	-9.68%
en-gb					
October 1, 2010 - December 31, 2010	75	2.01	00:02:08	74.67%	68.00%
July 1, 2010 - September 30, 2010	29	2.79	00:05:25	65.52%	44.83%
% Change	158.62%	-27.92%	-60.65%	13.96%	51.69%
es-es					
October 1, 2010 - December 31, 2010	38	1.82	00:02:32	73.68%	65.79%
July 1, 2010 - September 30, 2010	10	2.00	00:01:07	80.00%	80.00%
% Change	280.00%	-9.21%	127.48%	-7.89%	-17.76%
it					
October 1, 2010 - December 31, 2010	35	2.86	00:02:24	77.14%	74.29%
July 1, 2010 - September 30, 2010	12	1.58	00:01:40	100.00%	66.67%
% Change	191.67%	80.45%	44.48%	-22.86%	11.43%
es					
October 1, 2010 - December 31, 2010	33	1.70	00:00:55	87.88%	54.55%
July 1, 2010 - September 30, 2010	6	1.83	00:00:44	100.00%	50.00%
% Change	450.00%	-7.44%	25.67%	-12.12%	9.09%
					1 - 10 of 55



2,921 visits used 31 browser and OS combinations

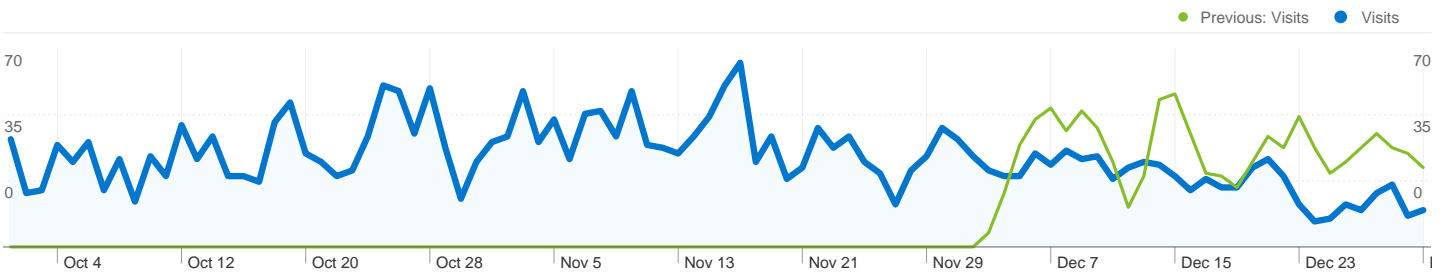
Site Usage

Visits	Pages/Visit	Avg. Time on Site	% New Visits	Bounce Rate	
2,921 Previous: 984 (196.85%)	1.84 Previous: 1.82 (1.14%)	00:01:49 Previous: 00:01:26 (27.40%)	62.03% Previous: 64.63% (-4.02%)	72.41% Previous: 72.46% (-0.07%)	
Browser and OS	Visits	Pages/Visit	Avg. Time on Site	% New Visits	Bounce Rate
Safari / Macintosh					
October 1, 2010 - December 31, 2010	825	1.60	00:01:02	33.94%	79.52%
July 1, 2010 - September 30, 2010	335	1.59	00:01:12	34.03%	80.60%
% Change	146.27%	0.87%	-13.78%	-0.27%	-1.34%
Internet Explorer / Windows					
October 1, 2010 - December 31, 2010	663	2.01	00:02:36	81.00%	70.74%
July 1, 2010 - September 30, 2010	224	1.89	00:01:35	84.82%	69.64%
% Change	195.98%	6.23%	63.37%	-4.51%	1.57%
Firefox / Windows					
October 1, 2010 - December 31, 2010	650	1.76	00:01:28	67.38%	73.85%
July 1, 2010 - September 30, 2010	183	2.05	00:01:40	84.70%	70.49%
% Change	255.19%	-14.26%	-12.06%	-20.44%	4.76%
Firefox / Macintosh					
October 1, 2010 - December 31, 2010	356	2.10	00:02:17	68.54%	60.96%
July 1, 2010 - September 30, 2010	128	2.12	00:01:16	71.09%	59.38%
% Change	178.12%	-0.76%	81.61%	-3.59%	2.66%
Chrome / Windows					
October 1, 2010 - December 31, 2010	181	1.94	00:02:19	77.90%	68.51%
July 1, 2010 - September 30, 2010	54	1.56	00:01:31	75.93%	75.93%
% Change	235.19%	25.02%	52.80%	2.60%	-9.77%
Chrome / Macintosh					
October 1, 2010 - December 31, 2010	76	1.66	00:00:46	61.84%	69.74%

July 1, 2010 - September 30, 2010	22	1.95	00:02:22	68.18%	59.09%
% Change	245.45%	-15.18%	-67.77%	-9.30%	18.02%
Firefox / Linux					
October 1, 2010 - December 31, 2010	44	1.75	00:00:40	84.09%	72.73%
July 1, 2010 - September 30, 2010	16	2.31	00:03:05	62.50%	56.25%
% Change	175.00%	-24.32%	-78.32%	34.55%	29.29%
Opera / Windows					
October 1, 2010 - December 31, 2010	33	4.06	00:10:52	39.39%	45.45%
July 1, 2010 - September 30, 2010	3	1.67	00:00:07	100.00%	66.67%
% Change	1,000.00%	143.64%	8,791.32%	-60.61%	-31.82%
Safari / iPhone					
October 1, 2010 - December 31, 2010	17	1.35	00:00:31	82.35%	70.59%
July 1, 2010 - September 30, 2010	3	1.00	00:00:00	100.00%	100.00%
% Change	466.67%	35.29%	100.00%	-17.65%	-29.41%
Safari / Android					
October 1, 2010 - December 31, 2010	12	1.92	00:02:23	41.67%	66.67%
July 1, 2010 - September 30, 2010	0	0.00	00:00:00	0.00%	0.00%
% Change	100.00%	100.00%	100.00%	100.00%	100.00%
1 - 10 of 31					

Connection Speeds

Oct 1, 2010 - Dec 31, 2010
Comparing to: Jul 1, 2010 - Sep 30, 2010



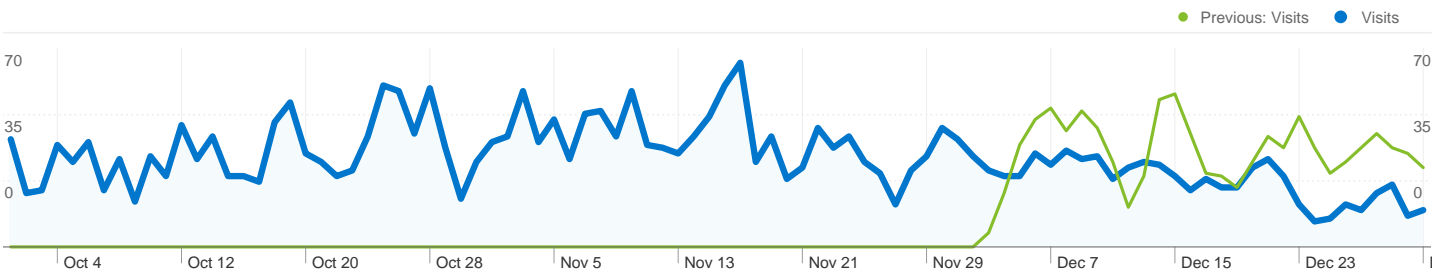
2,921 visits used 7 connection speeds

Site Usage

Visits	Pages/Visit	Avg. Time on Site	% New Visits	Bounce Rate	
2,921 Previous: 984 (196.85%)	1.84 Previous: 1.82 (1.14%)	00:01:49 Previous: 00:01:26 (27.40%)	62.03% Previous: 64.63% (-4.02%)	72.41% Previous: 72.46% (-0.07%)	
Connection Speed	Visits	Pages/Visit	Avg. Time on Site	% New Visits	Bounce Rate
Cable					
October 1, 2010 - December 31, 2010	942	1.60	00:01:00	51.06%	78.77%
July 1, 2010 - September 30, 2010	338	1.50	00:00:37	45.86%	81.36%
% Change	178.70%	6.58%	59.60%	11.35%	-3.19%
DSL					
October 1, 2010 - December 31, 2010	855	1.99	00:02:07	71.70%	68.65%
July 1, 2010 - September 30, 2010	311	1.89	00:02:03	68.17%	66.88%
% Change	174.92%	5.29%	3.19%	5.18%	2.65%
Unknown					
October 1, 2010 - December 31, 2010	544	1.81	00:01:35	67.65%	71.51%
July 1, 2010 - September 30, 2010	160	2.11	00:02:09	83.12%	67.50%
% Change	240.00%	-13.86%	-25.85%	-18.62%	5.94%
T1					
October 1, 2010 - December 31, 2010	535	2.07	00:03:06	59.25%	66.92%
July 1, 2010 - September 30, 2010	168	1.94	00:01:16	77.38%	69.64%
% Change	218.45%	6.73%	145.54%	-23.43%	-3.92%
Dialup					
October 1, 2010 - December 31, 2010	39	1.77	00:01:25	71.79%	87.18%
July 1, 2010 - September 30, 2010	5	6.40	00:01:00	80.00%	60.00%
% Change	680.00%	-72.36%	41.45%	-10.26%	45.30%
OC3					
October 1, 2010 - December 31, 2010	6	1.33	00:00:02	83.33%	83.33%

July 1, 2010 - September 30, 2010	0	0.00	00:00:00	0.00%	0.00%
% Change	100.00%	100.00%	100.00%	100.00%	100.00%
ISDN					
October 1, 2010 - December 31, 2010	0	0.00	00:00:00	0.00%	0.00%
July 1, 2010 - September 30, 2010	2	1.00	00:00:00	100.00%	100.00%
% Change	-100.00%	-100.00%	0.00%	-100.00%	-100.00%
					1 - 7 of 7

Screen Resolutions

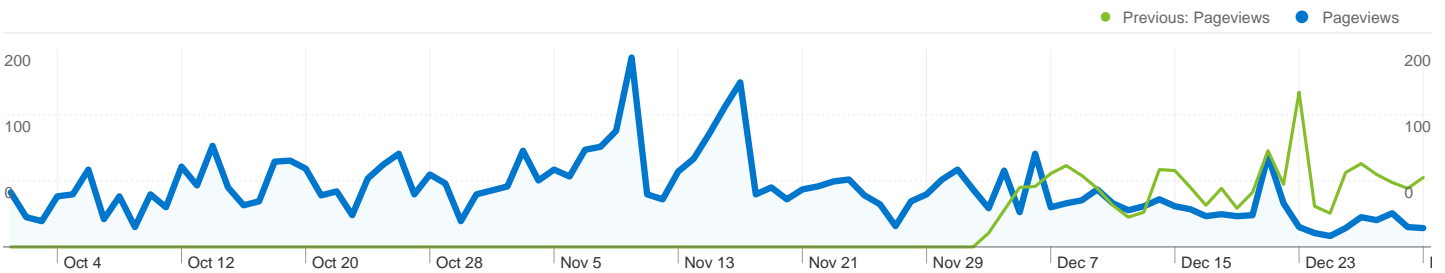


2,921 visits used 105 screen resolutions

Site Usage

Visits	Pages/Visit	Avg. Time on Site	% New Visits	Bounce Rate	
2,921 Previous: 984 (196.85%)	1.84 Previous: 1.82 (1.14%)	00:01:49 Previous: 00:01:26 (27.40%)	62.03% Previous: 64.63% (-4.02%)	72.41% Previous: 72.46% (-0.07%)	
Screen Resolution	Visits	Pages/Visit	Avg. Time on Site	% New Visits	Bounce Rate
1280x800					
October 1, 2010 - December 31, 2010	633	2.13	00:03:11	59.24%	67.77%
July 1, 2010 - September 30, 2010	175	2.03	00:02:08	69.14%	62.29%
% Change	261.71%	4.53%	49.10%	-14.32%	8.81%
1440x900					
October 1, 2010 - December 31, 2010	515	1.66	00:01:24	49.32%	76.89%
July 1, 2010 - September 30, 2010	191	2.14	00:01:59	50.79%	68.06%
% Change	169.63%	-22.19%	-29.29%	-2.88%	12.97%
1024x768					
October 1, 2010 - December 31, 2010	357	1.85	00:01:27	84.31%	72.83%
July 1, 2010 - September 30, 2010	121	1.86	00:00:49	92.56%	79.34%
% Change	195.04%	-0.43%	77.89%	-8.91%	-8.20%
1920x1200					
October 1, 2010 - December 31, 2010	281	1.35	00:00:33	22.42%	86.83%
July 1, 2010 - September 30, 2010	147	1.41	00:00:41	27.89%	88.44%
% Change	91.16%	-4.43%	-19.17%	-19.62%	-1.81%
1680x1050					
October 1, 2010 - December 31, 2010	226	1.81	00:01:56	67.26%	68.58%
July 1, 2010 - September 30, 2010	92	1.88	00:01:10	67.39%	66.30%
% Change	145.65%	-3.76%	64.29%	-0.20%	3.44%
1280x1024					
October 1, 2010 - December 31, 2010	213	2.21	00:01:42	84.04%	61.50%

July 1, 2010 - September 30, 2010	64	1.78	00:01:39	85.94%	65.62%
% Change	232.81%	24.14%	3.90%	-2.21%	-6.28%
1366x768					
October 1, 2010 - December 31, 2010	183	1.81	00:01:10	52.46%	74.86%
July 1, 2010 - September 30, 2010	35	1.20	00:00:31	71.43%	88.57%
% Change	422.86%	51.18%	126.86%	-26.56%	-15.48%
1920x1080					
October 1, 2010 - December 31, 2010	79	1.77	00:01:25	73.42%	68.35%
July 1, 2010 - September 30, 2010	27	1.81	00:00:41	88.89%	70.37%
% Change	192.59%	-2.35%	105.46%	-17.41%	-2.86%
1600x900					
October 1, 2010 - December 31, 2010	42	2.02	00:03:05	69.05%	59.52%
July 1, 2010 - September 30, 2010	6	1.67	00:01:29	100.00%	50.00%
% Change	600.00%	21.43%	107.97%	-30.95%	19.05%
1152x864					
October 1, 2010 - December 31, 2010	41	2.54	00:02:13	85.37%	65.85%
July 1, 2010 - September 30, 2010	13	1.85	00:03:15	92.31%	92.31%
% Change	215.38%	37.40%	-32.13%	-7.52%	-28.66%
					1 - 10 of 105



249 page titles were viewed a total of 5,383 times

Content Performance

Page Title	Pageviews	Unique Pageviews	Avg. Time on Page	Bounce Rate	% Exit	\$ Index							
<table border="0"> <tr> <td>Pageviews 5,383 Previous: 1,793 (200.22%)</td> <td>Unique Pageviews 4,011 Previous: 1,333 (200.90%)</td> <td>Avg. Time on Page 00:02:10 Previous: 00:01:44 (24.28%)</td> <td>Bounce Rate 72.41% Previous: 72.46% (-0.07%)</td> <td>% Exit 54.26% Previous: 54.88% (-1.12%)</td> <td colspan="2">\$ Index \$0.00 Previous: \$0.00 (0.00%)</td> </tr> </table>							Pageviews 5,383 Previous: 1,793 (200.22%)	Unique Pageviews 4,011 Previous: 1,333 (200.90%)	Avg. Time on Page 00:02:10 Previous: 00:01:44 (24.28%)	Bounce Rate 72.41% Previous: 72.46% (-0.07%)	% Exit 54.26% Previous: 54.88% (-1.12%)	\$ Index \$0.00 Previous: \$0.00 (0.00%)	
Pageviews 5,383 Previous: 1,793 (200.22%)	Unique Pageviews 4,011 Previous: 1,333 (200.90%)	Avg. Time on Page 00:02:10 Previous: 00:01:44 (24.28%)	Bounce Rate 72.41% Previous: 72.46% (-0.07%)	% Exit 54.26% Previous: 54.88% (-1.12%)	\$ Index \$0.00 Previous: \$0.00 (0.00%)								
CEC - Welcome to the CEC / Bienvenue à la CEC													
October 1, 2010 - December 31, 2010	1,868	1,589	00:01:59	75.72%	71.57%	\$0.00							
July 1, 2010 - September 30, 2010	725	588	00:02:37	75.67%	70.21%	\$0.00							
% Change	157.66%	170.24%	-24.53%	0.07%	1.95%	0.00%							
CEC - DISContact! III CDs													
October 1, 2010 - December 31, 2010	556	197	00:05:18	74.14%	32.91%	\$0.00							
July 1, 2010 - September 30, 2010	41	20	00:01:37	20.00%	29.27%	\$0.00							
% Change	1,256.10%	885.00%	228.56%	270.69%	12.46%	0.00%							
CEC - CDs													
October 1, 2010 - December 31, 2010	397	241	00:01:12	32.35%	28.72%	\$0.00							
July 1, 2010 - September 30, 2010	136	60	00:00:36	60.00%	27.94%	\$0.00							
% Change	191.91%	301.67%	98.79%	-46.08%	2.77%	0.00%							
CEC - About the CEC													
October 1, 2010 - December 31, 2010	220	165	00:01:31	58.73%	42.27%	\$0.00							
July 1, 2010 - September 30, 2010	73	53	00:01:23	58.33%	45.21%	\$0.00							
% Change	201.37%	211.32%	9.30%	0.68%	-6.49%	0.00%							
CEC - Membres CEC Members													
October 1, 2010 - December 31, 2010	201	128	00:01:22	58.54%	36.82%	\$0.00							
July 1, 2010 - September 30, 2010	85	52	00:01:46	66.67%	31.76%	\$0.00							

% Change	136.47%	146.15%	-22.59%	-12.20%	15.90%	0.00%
CEC - eContact! 6.3 - Mastering						
October 1, 2010 - December 31, 2010	195	125	00:02:56	70.73%	61.03%	\$0.00
July 1, 2010 - September 30, 2010	82	62	00:06:30	77.42%	74.39%	\$0.00
% Change	137.80%	101.61%	-54.86%	-8.64%	-17.97%	0.00%
CEC - CEC-Conference						
October 1, 2010 - December 31, 2010	157	117	00:01:14	52.31%	38.22%	\$0.00
July 1, 2010 - September 30, 2010	77	56	00:01:00	41.18%	37.66%	\$0.00
% Change	103.90%	108.93%	23.82%	27.03%	1.47%	0.00%
CEC - Membership						
October 1, 2010 - December 31, 2010	153	93	00:00:45	48.48%	29.41%	\$0.00
July 1, 2010 - September 30, 2010	75	39	00:00:54	28.57%	24.00%	\$0.00
% Change	104.00%	138.46%	-15.41%	69.70%	22.55%	0.00%
CEC — Board of Directors - Conseil d'administration						
October 1, 2010 - December 31, 2010	148	111	00:00:44	75.47%	45.27%	\$0.00
July 1, 2010 - September 30, 2010	31	25	00:01:00	54.55%	41.94%	\$0.00
% Change	377.42%	344.00%	-25.98%	38.36%	7.95%	0.00%
CEC — eContact! 12.4 - Kontakte by Karlheinz Stockhausen in Four Channels by Kevin Austin						
October 1, 2010 - December 31, 2010	129	116	00:08:52	83.93%	82.17%	\$0.00
July 1, 2010 - September 30, 2010	10	3	00:01:54	0.00%	20.00%	\$0.00
% Change	1,190.00%	3,766.67%	366.29%	100.00%	310.85%	0.00%

1 - 10 of 249



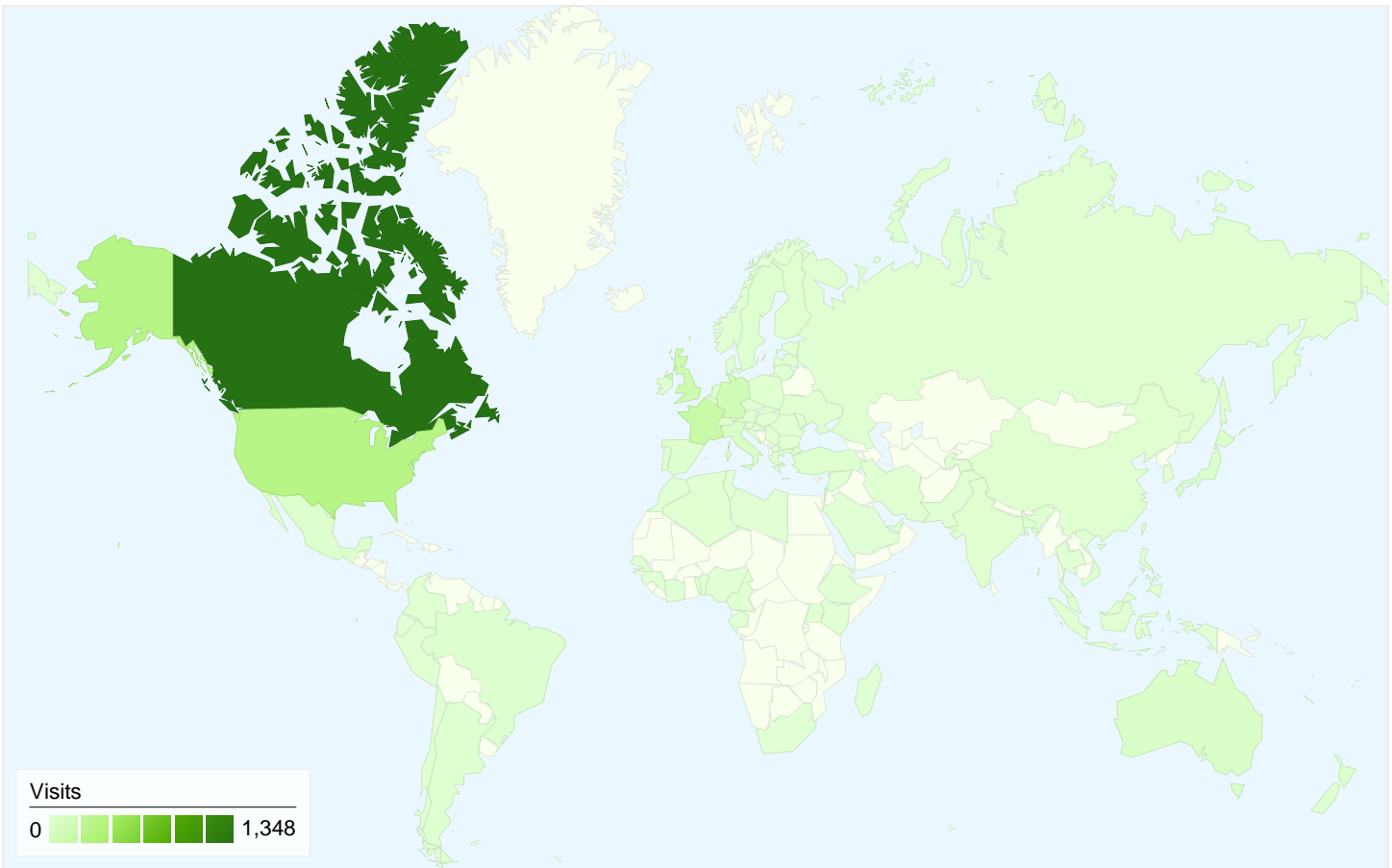
Search sent 1,164 total visits via 818 keywords

Site Usage

Visits 1,164 Previous: 384 (203.12%)	Pages/Visit 1.91 Previous: 2.02 (-5.25%)	Avg. Time on Site 00:01:21 Previous: 00:01:36 (-16.18%)	% New Visits 71.65% Previous: 75.26% (-4.80%)	Bounce Rate 71.99% Previous: 67.71% (6.33%)
---	---	--	--	--

Keyword	Visits	Pages/Visit	Avg. Time on Site	% New Visits	Bounce Rate
cec					
October 1, 2010 - December 31, 2010	236	1.25	00:00:10	77.54%	90.25%
July 1, 2010 - September 30, 2010	67	1.54	00:02:28	79.10%	73.13%
% Change	252.24%	-18.41%	-93.13%	-1.97%	23.41%
canadian electroacoustic community					
October 1, 2010 - December 31, 2010	55	2.82	00:01:47	69.09%	38.18%
July 1, 2010 - September 30, 2010	16	2.62	00:06:24	43.75%	56.25%
% Change	243.75%	7.36%	-72.22%	57.92%	-32.12%
électro clips					
October 1, 2010 - December 31, 2010	28	1.50	00:03:23	0.00%	75.00%
July 1, 2010 - September 30, 2010	0	0.00	00:00:00	0.00%	0.00%
% Change	100.00%	100.00%	100.00%	0.00%	100.00%
cec concordia					
October 1, 2010 - December 31, 2010	24	1.75	00:02:51	58.33%	66.67%
July 1, 2010 - September 30, 2010	6	1.67	00:02:14	66.67%	66.67%
% Change	300.00%	5.00%	28.21%	-12.50%	0.00%
cec cds					
October 1, 2010 - December 31, 2010	17	5.65	00:17:36	5.88%	23.53%
July 1, 2010 - September 30, 2010	0	0.00	00:00:00	0.00%	0.00%
% Change	100.00%	100.00%	100.00%	100.00%	100.00%
cec canada					
October 1, 2010 - December 31, 2010	12	1.25	00:01:46	100.00%	75.00%

July 1, 2010 - September 30, 2010	1	1.00	00:00:00	100.00%	100.00%
% Change	1,100.00%	25.00%	100.00%	0.00%	-25.00%
cec electroacoustic					
October 1, 2010 - December 31, 2010	11	2.73	00:03:57	100.00%	63.64%
July 1, 2010 - September 30, 2010	12	4.33	00:04:50	41.67%	25.00%
% Change	-8.33%	-37.06%	-18.49%	140.00%	154.55%
cec discuss					
October 1, 2010 - December 31, 2010	10	1.50	00:00:13	40.00%	80.00%
July 1, 2010 - September 30, 2010	0	0.00	00:00:00	0.00%	0.00%
% Change	100.00%	100.00%	100.00%	100.00%	100.00%
cec conference					
October 1, 2010 - December 31, 2010	9	1.11	00:00:17	100.00%	88.89%
July 1, 2010 - September 30, 2010	6	1.17	00:00:04	100.00%	83.33%
% Change	50.00%	-4.76%	333.33%	0.00%	6.67%
presence ii					
October 1, 2010 - December 31, 2010	9	1.56	00:00:56	44.44%	88.89%
July 1, 2010 - September 30, 2010	0	0.00	00:00:00	0.00%	0.00%
% Change	100.00%	100.00%	100.00%	100.00%	100.00%
					1 - 10 of 818



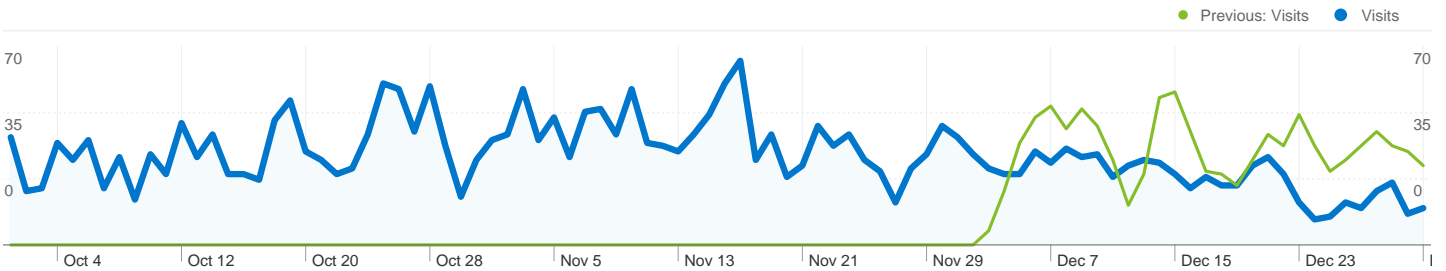
2,921 visits came from 91 countries/territories

Site Usage

Visits	Pages/Visit	Avg. Time on Site	% New Visits	Bounce Rate	
2,921 Previous: 984 (196.85%)	1.84 Previous: 1.82 (1.14%)	00:01:49 Previous: 00:01:26 (27.40%)	62.03% Previous: 64.63% (-4.02%)	72.41% Previous: 72.46% (-0.07%)	
Country/Territory	Visits	Pages/Visit	Avg. Time on Site	% New Visits	Bounce Rate
Canada					
October 1, 2010 - December 31, 2010	1,348	1.66	00:01:02	54.97%	76.85%
July 1, 2010 - September 30, 2010	535	1.61	00:01:09	56.07%	78.32%
% Change	151.96%	2.94%	-11.07%	-1.97%	-1.87%
United States					
October 1, 2010 - December 31, 2010	308	1.63	00:01:24	76.30%	73.38%
July 1, 2010 - September 30, 2010	92	1.66	00:00:58	80.43%	68.48%
% Change	234.78%	-1.99%	44.96%	-5.14%	7.15%
Taiwan					
October 1, 2010 - December 31, 2010	189	3.53	00:10:26	16.40%	49.74%

July 1, 2010 - September 30, 2010	26	5.81	00:03:07	26.92%	53.85%
% Change	626.92%	-39.23%	235.70%	-39.08%	-7.63%
France					
October 1, 2010 - December 31, 2010	185	1.67	00:00:57	85.95%	73.51%
July 1, 2010 - September 30, 2010	86	1.48	00:01:37	63.95%	73.26%
% Change	115.12%	13.10%	-40.87%	34.39%	0.35%
United Kingdom					
October 1, 2010 - December 31, 2010	139	2.21	00:01:30	69.78%	64.03%
July 1, 2010 - September 30, 2010	64	2.80	00:03:16	71.88%	43.75%
% Change	117.19%	-21.03%	-53.80%	-2.91%	46.35%
Germany					
October 1, 2010 - December 31, 2010	114	1.54	00:00:59	42.98%	78.07%
July 1, 2010 - September 30, 2010	17	2.06	00:01:34	100.00%	58.82%
% Change	570.59%	-25.01%	-37.72%	-57.02%	32.72%
Australia					
October 1, 2010 - December 31, 2010	52	1.56	00:01:09	65.38%	73.08%
July 1, 2010 - September 30, 2010	11	1.64	00:04:05	72.73%	63.64%
% Change	372.73%	-4.81%	-71.73%	-10.10%	14.84%
Italy					
October 1, 2010 - December 31, 2010	48	2.77	00:02:07	70.83%	70.83%
July 1, 2010 - September 30, 2010	15	1.47	00:01:20	93.33%	73.33%
% Change	220.00%	88.92%	59.65%	-24.11%	-3.41%
Japan					
October 1, 2010 - December 31, 2010	31	2.10	00:01:59	70.97%	67.74%
July 1, 2010 - September 30, 2010	5	1.20	00:00:05	100.00%	80.00%
% Change	520.00%	74.73%	2,380.51%	-29.03%	-15.32%
Spain					
October 1, 2010 - December 31, 2010	26	1.50	00:00:58	96.15%	61.54%
July 1, 2010 - September 30, 2010	7	2.43	00:01:21	85.71%	71.43%
% Change	271.43%	-38.24%	-28.88%	12.18%	-13.85%

1 - 10 of 91

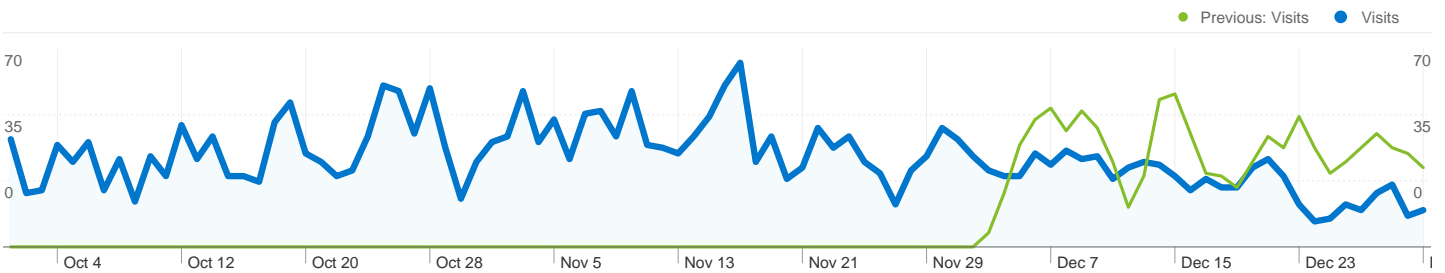


2,921 visits used 12 operating systems

Site Usage

Operating System	Visits	Pages/Visit	Avg. Time on Site	% New Visits	Bounce Rate
Visits 2,921 Previous: 984 (196.85%)					
Pages/Visit 1.84 Previous: 1.82 (1.14%)					
Avg. Time on Site 00:01:49 Previous: 00:01:26 (27.40%)					
% New Visits 62.03% Previous: 64.63% (-4.02%)					
Bounce Rate 72.41% Previous: 72.46% (-0.07%)					
Operating System	Visits	Pages/Visit	Avg. Time on Site	% New Visits	Bounce Rate
Windows					
October 1, 2010 - December 31, 2010	1,537	1.93	00:02:15	73.85%	71.31%
July 1, 2010 - September 30, 2010	466	1.91	00:01:36	83.91%	70.60%
% Change	229.83%	1.18%	40.78%	-11.99%	1.00%
Macintosh					
October 1, 2010 - December 31, 2010	1,262	1.74	00:01:22	45.48%	73.69%
July 1, 2010 - September 30, 2010	488	1.75	00:01:16	45.49%	73.98%
% Change	158.61%	-0.15%	8.43%	-0.02%	-0.38%
Linux					
October 1, 2010 - December 31, 2010	64	1.67	00:00:32	87.50%	76.56%
July 1, 2010 - September 30, 2010	20	2.05	00:02:28	65.00%	65.00%
% Change	220.00%	-18.45%	-78.10%	34.62%	17.79%
iPhone					
October 1, 2010 - December 31, 2010	20	1.30	00:00:26	85.00%	75.00%
July 1, 2010 - September 30, 2010	3	1.00	00:00:00	100.00%	100.00%
% Change	566.67%	30.00%	100.00%	-15.00%	-25.00%
(not set)					
October 1, 2010 - December 31, 2010	12	1.25	00:04:40	100.00%	83.33%
July 1, 2010 - September 30, 2010	4	1.00	00:00:00	100.00%	100.00%
% Change	200.00%	25.00%	100.00%	0.00%	-16.67%
Android					
October 1, 2010 - December 31, 2010	12	1.92	00:02:23	41.67%	66.67%

July 1, 2010 - September 30, 2010	0	0.00	00:00:00	0.00%	0.00%
% Change	100.00%	100.00%	100.00%	100.00%	100.00%
iPad					
October 1, 2010 - December 31, 2010	5	5.40	00:03:12	80.00%	20.00%
July 1, 2010 - September 30, 2010	3	1.00	00:00:00	100.00%	100.00%
% Change	66.67%	440.00%	100.00%	-20.00%	-80.00%
iPod					
October 1, 2010 - December 31, 2010	5	1.80	00:00:29	100.00%	60.00%
July 1, 2010 - September 30, 2010	0	0.00	00:00:00	0.00%	0.00%
% Change	100.00%	100.00%	100.00%	100.00%	100.00%
BlackBerry					
October 1, 2010 - December 31, 2010	1	1.00	00:00:00	100.00%	100.00%
July 1, 2010 - September 30, 2010	0	0.00	00:00:00	0.00%	0.00%
% Change	100.00%	100.00%	0.00%	100.00%	100.00%
Playstation 3					
October 1, 2010 - December 31, 2010	1	1.00	00:00:00	100.00%	100.00%
July 1, 2010 - September 30, 2010	0	0.00	00:00:00	0.00%	0.00%
% Change	100.00%	100.00%	0.00%	100.00%	100.00%
1 - 10 of 12					



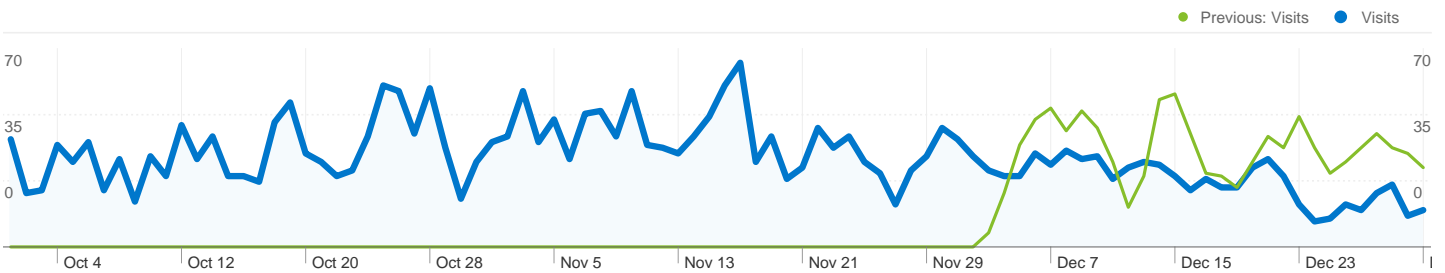
2,921 visits used 15 browsers

Site Usage

Visits	Pages/Visit	Avg. Time on Site	% New Visits	Bounce Rate	
2,921 Previous: 984 (196.85%)	1.84 Previous: 1.82 (1.14%)	00:01:49 Previous: 00:01:26 (27.40%)	62.03% Previous: 64.63% (-4.02%)	72.41% Previous: 72.46% (-0.07%)	
Browser	Visits	Pages/Visit	Avg. Time on Site	% New Visits	Bounce Rate
Firefox					
October 1, 2010 - December 31, 2010	1,051	1.87	00:01:43	68.51%	69.36%
July 1, 2010 - September 30, 2010	327	2.09	00:01:35	78.29%	65.44%
% Change	221.41%	-10.26%	8.42%	-12.49%	5.99%
Safari					
October 1, 2010 - December 31, 2010	878	1.61	00:01:06	36.45%	78.93%
July 1, 2010 - September 30, 2010	343	1.57	00:01:10	35.57%	80.76%
% Change	155.98%	2.44%	-6.28%	2.47%	-2.26%
Internet Explorer					
October 1, 2010 - December 31, 2010	663	2.01	00:02:36	81.00%	70.74%
July 1, 2010 - September 30, 2010	224	1.89	00:01:35	84.82%	69.64%
% Change	195.98%	6.23%	63.37%	-4.51%	1.57%
Chrome					
October 1, 2010 - December 31, 2010	265	1.87	00:01:49	73.58%	68.68%
July 1, 2010 - September 30, 2010	77	1.66	00:01:44	72.73%	71.43%
% Change	244.16%	12.59%	4.54%	1.18%	-3.85%
Opera					
October 1, 2010 - December 31, 2010	39	3.64	00:09:12	48.72%	51.28%
July 1, 2010 - September 30, 2010	7	1.86	00:00:08	100.00%	71.43%
% Change	457.14%	96.06%	6,681.15%	-51.28%	-28.21%
Mozilla Compatible Agent					
October 1, 2010 - December 31, 2010	7	1.00	00:00:00	100.00%	100.00%

July 1, 2010 - September 30, 2010	2	1.00	00:00:00	50.00%	100.00%
% Change	250.00%	0.00%	0.00%	100.00%	0.00%
Mozilla					
October 1, 2010 - December 31, 2010	4	1.50	00:00:15	50.00%	50.00%
July 1, 2010 - September 30, 2010	0	0.00	00:00:00	0.00%	0.00%
% Change	100.00%	100.00%	100.00%	100.00%	100.00%
Opera Mini					
October 1, 2010 - December 31, 2010	4	1.50	00:00:12	100.00%	75.00%
July 1, 2010 - September 30, 2010	0	0.00	00:00:00	0.00%	0.00%
% Change	100.00%	100.00%	100.00%	100.00%	100.00%
Konqueror					
October 1, 2010 - December 31, 2010	3	1.00	00:00:00	100.00%	100.00%
July 1, 2010 - September 30, 2010	1	1.00	00:00:00	100.00%	100.00%
% Change	200.00%	0.00%	0.00%	0.00%	0.00%
Camino					
October 1, 2010 - December 31, 2010	2	1.00	00:00:00	0.00%	100.00%
July 1, 2010 - September 30, 2010	0	0.00	00:00:00	0.00%	0.00%
% Change	100.00%	100.00%	0.00%	0.00%	100.00%

1 - 10 of 15



2,921 visits used 7 screen colors

Site Usage

Visits 2,921 Previous: 984 (196.85%)	Pages/Visit 1.84 Previous: 1.82 (1.14%)	Avg. Time on Site 00:01:49 Previous: 00:01:26 (27.40%)	% New Visits 62.03% Previous: 64.63% (-4.02%)	Bounce Rate 72.41% Previous: 72.46% (-0.07%)	
Screen Colors	Visits	Pages/Visit	Avg. Time on Site	% New Visits	Bounce Rate
24-bit					
October 1, 2010 - December 31, 2010	1,869	1.74	00:01:23	52.38%	74.00%
July 1, 2010 - September 30, 2010	638	1.83	00:01:26	53.61%	72.88%
% Change	192.95%	-4.95%	-3.56%	-2.28%	1.53%
32-bit					
October 1, 2010 - December 31, 2010	987	2.06	00:02:45	78.62%	68.69%
July 1, 2010 - September 30, 2010	330	1.84	00:01:29	84.24%	70.30%
% Change	199.09%	11.85%	85.00%	-6.67%	-2.29%
16-bit					
October 1, 2010 - December 31, 2010	58	1.45	00:00:16	89.66%	84.48%
July 1, 2010 - September 30, 2010	14	1.00	00:00:00	100.00%	100.00%
% Change	314.29%	44.83%	100.00%	-10.34%	-15.52%
4-bit					
October 1, 2010 - December 31, 2010	4	1.50	00:00:12	100.00%	75.00%
July 1, 2010 - September 30, 2010	0	0.00	00:00:00	0.00%	0.00%
% Change	100.00%	100.00%	100.00%	100.00%	100.00%
12-bit					
October 1, 2010 - December 31, 2010	2	1.00	00:00:00	0.00%	100.00%
July 1, 2010 - September 30, 2010	0	0.00	00:00:00	0.00%	0.00%
% Change	100.00%	100.00%	0.00%	0.00%	100.00%
8-bit					
October 1, 2010 - December 31, 2010	1	2.00	00:00:13	100.00%	0.00%

July 1, 2010 - September 30, 2010	0	0.00	00:00:00	0.00%	0.00%
% Change	100.00%	100.00%	100.00%	100.00%	0.00%
0-bit					
October 1, 2010 - December 31, 2010	0	0.00	00:00:00	0.00%	0.00%
July 1, 2010 - September 30, 2010	2	1.00	00:00:00	100.00%	100.00%
% Change	-100.00%	-100.00%	0.00%	-100.00%	-100.00%
					1 - 7 of 7